



中国国际贸易单一窗口

China International Trade Single window

# “Single Window” Standard User Manual

Registration Management System  
for Overseas Manufacturers of Imported Food  
(For Overseas Manufacturers)

China Electronic Port Data Center

## TABLE OF CONTENTS

Part I Preface .....	4
Part II Instructions for Use .....	4
2.1 Portal Website .....	4
2.2 System Environments .....	4
2.2.1 Operating System .....	4
2.2.2 Browser .....	4
2.3 Requirements on Entry .....	5
2.3.1 Requirements on Entry .....	5
2.3.2 Keyboard Operations .....	5
2.4 General Functions .....	5
2.4.1 Switch Tabs .....	5
2.4.2 Collapse/Expand the Menu .....	6
2.4.3 Close the Tab .....	6
2.5 Log in or Log out of the System .....	6
Part III Introduction to the System .....	7
3.1 Users .....	7
3.2 Function .....	8
Part IV User (Account) Management .....	9
4.1 System Account Assigned by Overseas Competent Authority .....	10
4.2 System Account Applied by Enterprise .....	10
4.3 Overseas Enterprise User (Account) Maintenance .....	13
4.4 Overseas Enterprise User Account Certification .....	13
4.5. Reset the account password .....	15
Part V Application for Registration .....	17
5.1. Application for Registration .....	17
5.1.1 Registration Recommended by the Competent Authority of the Country (Region): .....	19
5.1.2 Registration applied by enterprise .....	30
5.2 Application for Modification .....	36
5.2.1 Application for modification of registration application recommended by the competent authority of the country (region) .....	38
5.2.2 Application for modification of enterprise self-registration application .....	44
5.3 Application for cancellation .....	47
5.3.1 Cancellation of registration recommended by the competent authority of the country (region): ..	49
5.3.2 Application for cancellation of enterprise self-registration application .....	52
5.4 Application for extension .....	54
5.4.1 Registration extension recommended by the competent authority of the country (region): .....	56
5.4.2 Application for extension of enterprise self-registration application .....	59
5.5 Notification .....	61
5.6 Rectification .....	63
5.7 Reexamination .....	65
5.8 Integrated Query .....	68
5.8.1 Application Form Query .....	68
5.8.2 Registration Information Query .....	71

5.9 Product Category Query .....	73
Appendix: System Status Description .....	74

## **Part I Preface**

Thank you for using the registration management system for overseas manufacturers of imported food. The user manual is provided to enable you to use this system proficiently as soon as possible.

You can find in this manual information on installation procedures, system configuration, and basic operation procedures, software and hardware instructions, and safety precautions. Please read it carefully when installing and using the system for the first time as it will help you to get the most out of the system.

This manual is intended for users with elementary computer knowledge. Here we assume that you are familiar with WINDOWS7/10 and know how to use the mouse and browsers, such as Google Chrome and 360.

All data shown in this manual is test data.

## **Part II Instructions for Use**

### **2.1 Portal Website**

The system is browser-based and can be found at <https://cifer.singlewindow.cn>.

### **2.2 System Environments**

#### **2.2.1 Operating System**

Windows 7 or 10 (either 32-bit or 64-bit operating system).

Windows XP is not recommended.

#### **2.2.2 Browser**

Chrome 50 and above

## 2.3 Requirements on Entry

### 2.3.1 Requirements on Entry

In the interface, all fields with \* are mandatory, and fields without \* are optional. Fields with the background color of grey are not available. If a red alert pops up next to a field when inputting, it indicates that the information currently entered does not meet the requirements and should be modified according to the alert. The blue buttons in the interface are function keys.

Figure: Basic Information Entry of Enterprise (Local)

### 2.3.2 Keyboard Operations

Some functions in the interface can be operated quickly by the keyboard.

Pressing **Tab** allows navigating to the next field or text box for entry.

Pressing the **Up** or **Down Arrow** key allows you to select from the parameters in the drop-down menu on the interface.

Pressing **Backspace** allows deleting the content in the current field.

## 2.4 General Functions

### 2.4.1 Switch Tabs

If there are many open tabs, you can switch between tabs by clicking the interface

icon  or .

## 2.4.2 Collapse/Expand the Menu

Click the ☰ icon in the upper left corner of the right display area to collapse or expand the menu bar on the left side. The folded left menu bar displays icons only, as shown in the following picture.

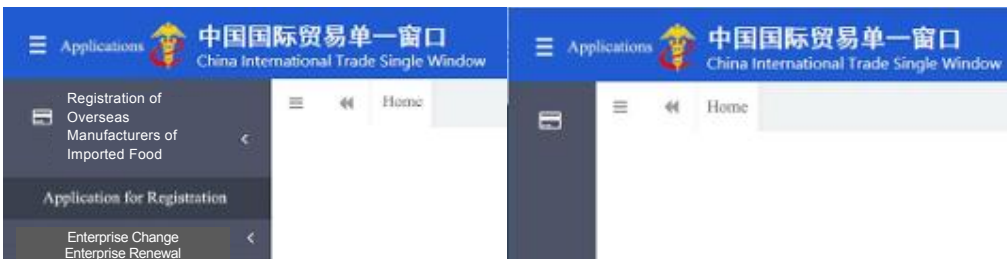


Figure: Comparison of Menu Bar before and after Collapsing

## 2.4.3 Close the Tab

Click the icon **Closing Operation** ▼(in the upper right corner) of the right display area to bring up the drop-down menu (as shown below). Selecting “Close all tabs” will close all web tabs opened in the current display area. If you select “Close other tabs”, you will close all open tabs except for the currently displayed tab.

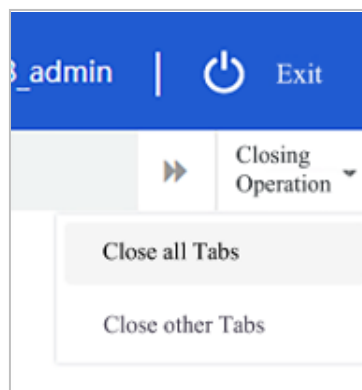


Figure Operation of Closing the Tab

## 2.5 Log in or Log out of the System

Visit <https://cifer.singlewindow.cn>, enter the user name and password to log in to the system and then enter the main interface of the system. Click on the 中 EN icon in

the upper right corner to select the display language of the system.



Figure: System Portal

This system is available for overseas enterprise users and overseas competent authorities users. You can safely exit the system by clicking [Exit] in the upper right corner of the interface after entering the system.

## Part III Introduction to the System

### 3.1 Users

**Competent authority of the country/region where the enterprise is located (hereinafter referred to as “competent authority”):** the official department responsible for safety and health supervision of food manufactures in the country/region where the overseas manufacturers of imported food are located. Through the system, competent authority shall review and inspect the applications submitted by the local manufactures through the system and recommend them to the General Administration of Customs of the People’s Republic of China (hereinafter referred to as the “GACC”). The competent authority shall administer the registered enterprises recommended by it and cooperate with the GACC to conduct recheck and rectification of registered enterprises.

**Overseas manufacturers of imported food (hereinafter referred to as**

**“enterprises”**): overseas manufacturers, processors and storage facilities that export food to China. Through the system, enterprises submit registration application and rectification materials and receive notice from GACC, etc.

### **3.2 Function**

China Import Food Enterprise Registration Management System aims to administer the registration of overseas manufactures of imported food, including applications for registration, alteration, extension, and cancellation of overseas manufactures, and queries on applications. It also enables the competent authority to conduct review and inspection the registration applications submitted by enterprises, as well as the administration on registered manufactures.

The registration methods for overseas manufacturer of imported food include recommendation for registration by the competent authorities of the countries or regions where they are located and application for registration by enterprises.

Overseas manufacturers of 18 categories of imported food must be recommended by the competent authority of the country/region where they are located for registration with GACC: meat and meat products, casings, aquatic products, dairy products, bird's nests and bird's nest products, bee products, eggs and egg products, edible oils and fats, oilseeds, stuffed pastry products, edible grains, milled grain industry products and malt, fresh and dehydrated vegetables, dried beans, condiments, nuts and seeds, dried fruits, unroasted coffee and cocoa beans, foods for special dietary purposes, and functional foods.

Overseas manufacturers of imported food other than the 18 product groups listed

above shall apply for registration directly with GACC.

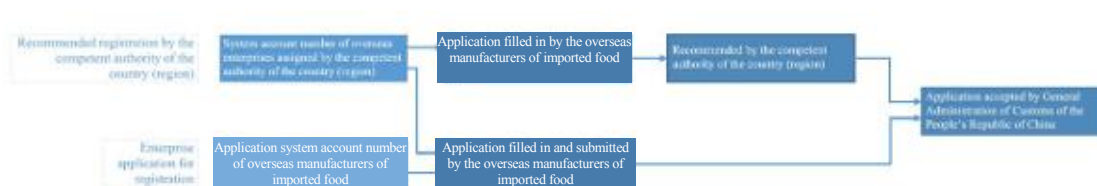


Figure: Registration Process

## Part IV User (Account) Management

Depending on whether the enterprise needs to be “recommended by the competent authority for registration of the country/region where it is located”, the account for overseas enterprise users to access the system can be obtained either through the assignment of the competent authority or the self-application of overseas enterprise.

The system account assigned by the competent authority can be used to register an overseas manufacturer of any categories of food after logging in to the system.

The system account applied by the overseas enterprise can only be used to register an overseas manufacturer of imported food products that do not fall into one of the “18 categories”.

If an enterprise has already created a system account, which allows it to register as an overseas manufacturer of imported food products other than the “18 categories”, and is willing to be allowed to register as an overseas manufacturer of imported foods within the “18 categories”, please contact the competent authority in your country (region) to verify the enterprise user account you already have. There is no need to withdraw your account and then have it recreated by the competent authority.

### Tips:

1. An overseas enterprise can only apply for one account.
2. If the products of an overseas manufacture involve both “recommended registration” and “self-applied registration”, it is recommended to contact the competent authority to get a system account instead of applying for a system account by its own.

#### 4.1 System Account Assigned by Overseas Competent Authority

Please contact the competent authority to get an assigned system account.

#### 4.2 System Account Applied by Enterprise

Visit <https://cifer.singlewindow.cn> and click “Create an account” to enter the account entry interface and fill in the account information.

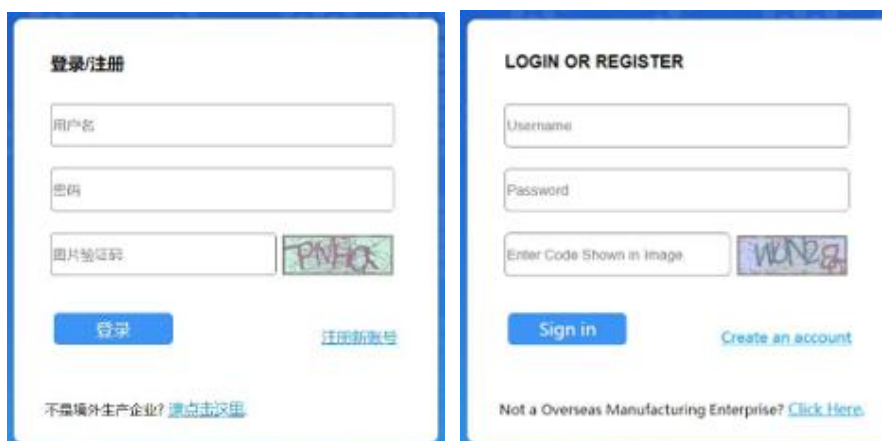


Figure: Chinese/English Login Box

\*User Name

\*Password

\*Re-enter Password

\*Country/Region

\*Organisation Name

Department

Job title

\*Contact

\*Contact Number

Contact Fax

Mobile Number(+86)

\*Address

\*E-mail

\*Image CAPTCHA  

\*E-mail Verification Code

Notes

I have read and agree to CGAC's [Terms of Service](#) & [Privacy Policy](#)

Figure: Account Registration of Overseas Enterprises

Required fields are marked with an asterisk \*, including user name, password, workplace (enterprise name). Click the [Send e-mail verification code] button to send the email verification code to the registered email and fill in the email verification code. (The validity period of the verification code is 30 min) please click [Register

Now] to complete user account registration after filling in all required fields.

After the completion of account registration, please log in to the system with the user name (account) and password. Click on the left-side menu, and a prompt will pop up asking you to supplement the " Located Country(Region)Register Number ", Please click the Confirm button complete it and try again.". Click **【Confirm】** to enter the information supplement interface. After completing the supplement, click **【Submit】**

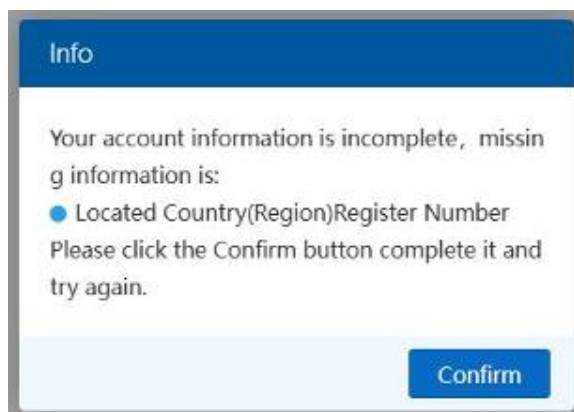


Figure: Prompt Information

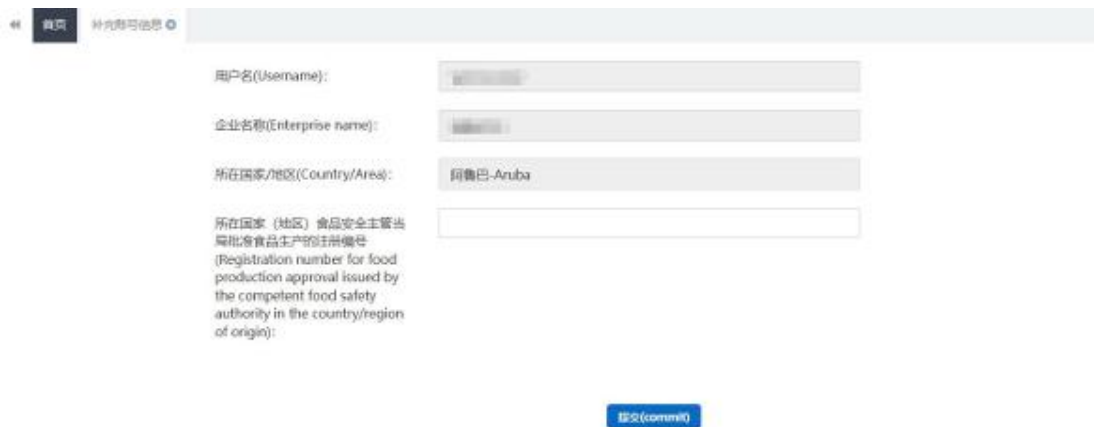


Figure: Supplementary Interface

**Tips:** Once an overseas enterprise account is successfully created, the information of user name, located country/region, and registration number of located country/region shall not be modified. Please check them carefully during registration.

### 4.3 Overseas Enterprise User (Account) Maintenance

After logging in to the system, click on the enterprise name in the upper right corner to access the user (account) maintenance function.

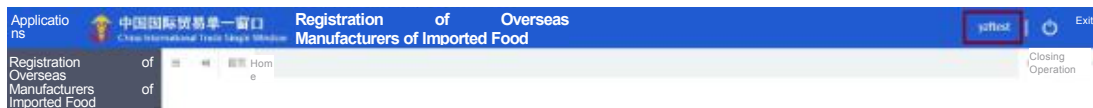


Figure: User (Account) Maintenance Access

After entering the interface of User Information Management, enterprise-related information can be modified, including contacts, contact phone number, enterprise name, work department, job title, contact address, contact fax, remarks and email address.

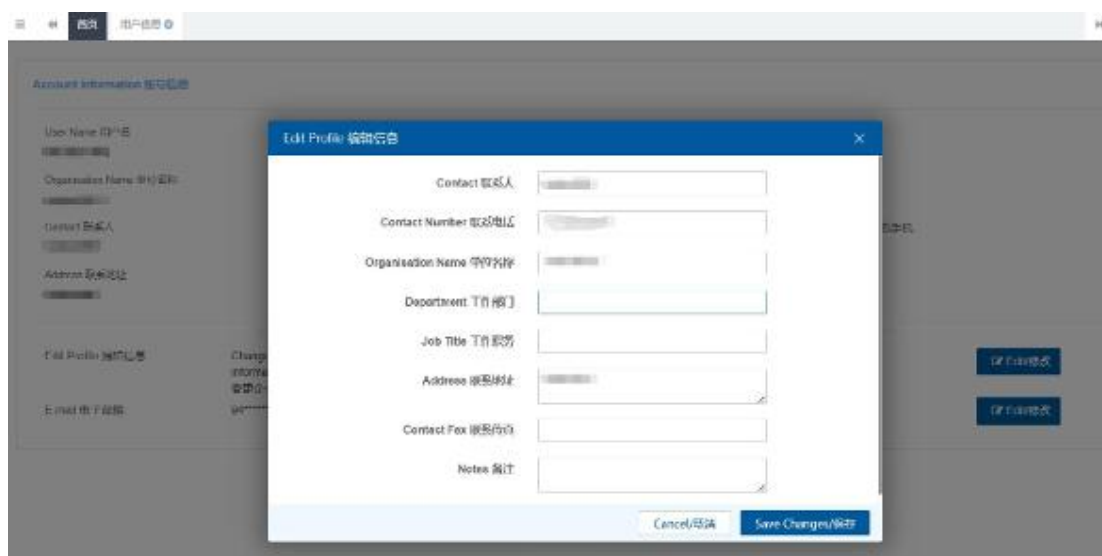


Figure: User Information Management

### 4.4 Overseas Enterprise User Account Certification

After logging in to the system with overseas enterprise account, click on “Account Certification” in the menu on the left; the red font displayed on the top of the interface is the current certification application status: “Uncertified”(Manufacturers can only apply for the foods registration which are not required to be recommended

by the competent authorities.), “Submitted to the Competent Authority” (Manufacturers should wait be certified by the competent authorities.), “Rejected” (Certification application was refused by the competent authorities.) and “Certified” (Certification application was approved by the competent authority. Manufacturers can apply for the foods application which should be recommended by the competent authorities.).

Basic information of enterprise account, including user name, enterprise name, located country (region), registration number, certification opinion (reason for return of enterprise certification application) fields are grayed, enterprises are not allowed to operate, and the name field of competent authority of located country (region) is required.

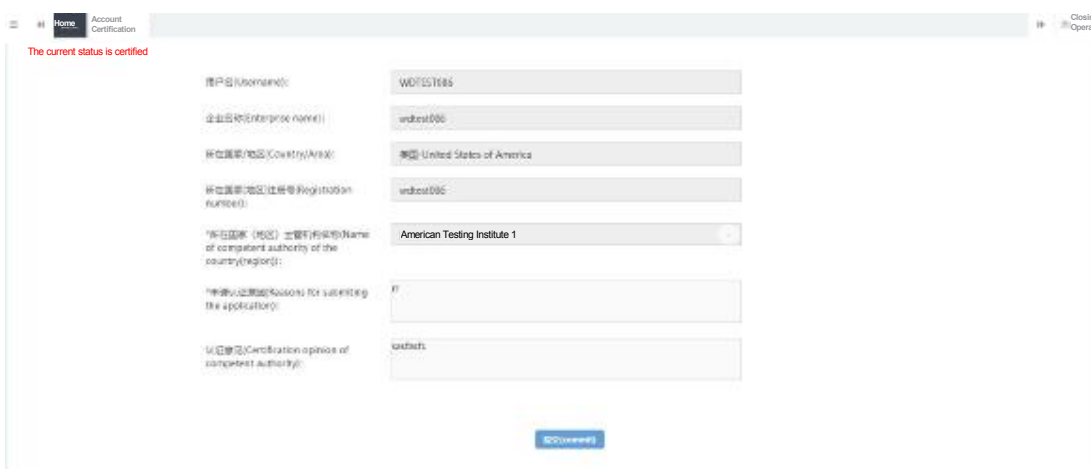


Figure: Account Certification Interface

Click the “submit” button to submit the certification application to the competent authority, and the interface is grayed and cannot be operated. If the competent authority refuses the certification, the application will be returned to the enterprise, which can resubmit it. If the certification is passed, the interface is grayed and cannot be operated. The account and the red font displayed at the top of interface show the

certified status. After the enterprise logs in again, it can register the products recommended by the competent authorities of the located country (region) where it is located.

#### 4.5. Reset the account password

Click the [forgot password] at the login interface.

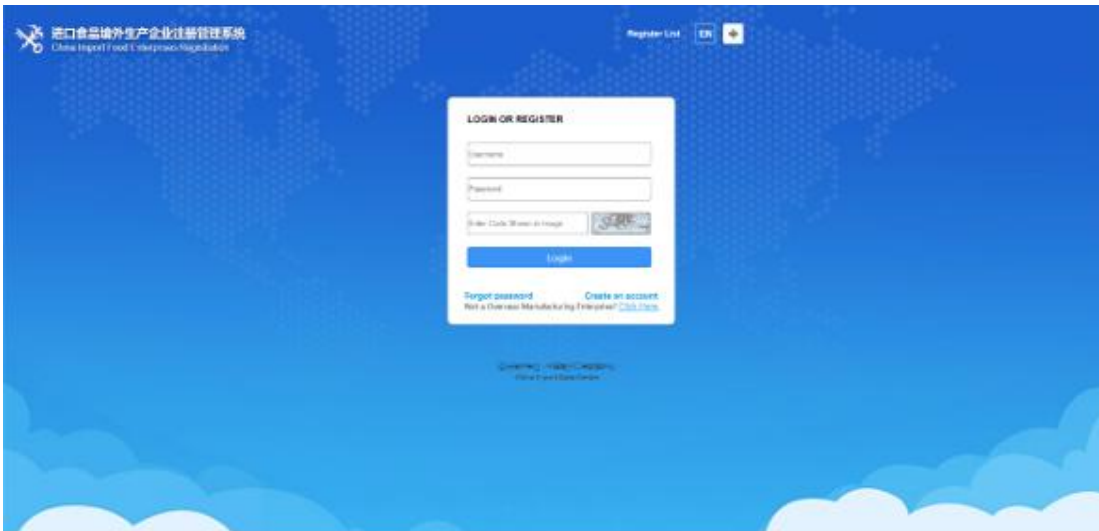


Figure: System Login

Enter into the reset password interface, input the Username, the email which was used to register this account, the Picture verification code. After that, click the [Send email verification code] button.

Your email account will receive an email with the verification code. Input the verification code to the field “E-mail verification code”. Click the [Submit].

#### Mailbox verification

中国电子口岸数据中心 发至 我 [更多](#)

Verification code:291800you are using the e-mail service of China Electronic Port( please keep your verification code properly and do not tell others )

Figure: Verification Code



Figure: Reset Password

After the email is verified successfully , entering into the reset password interface. Input the new password and confirm new password with the same password. Click [Determine]. There would have the tips to inform you change the password successfully or not. (Note: The password should combined by 8 to 16 uppercase and lowercase letters, numbers, and symbols in any combination of three or more characters.



Figure: Input new password

After the password is changed successfully, the system automatically returns to the login page. You may use the new password to login the system.

## **Part V Application for Registration**

### **5.1. Application for Registration**

After logging in to the system with overseas enterprise account, click on “Registration Application” in the menu on the left and select the product category involved in enterprise registration. The product category can be queried according to HS code or product name through “Product Type Query” functions (please refer to section 5.9 for this manual).

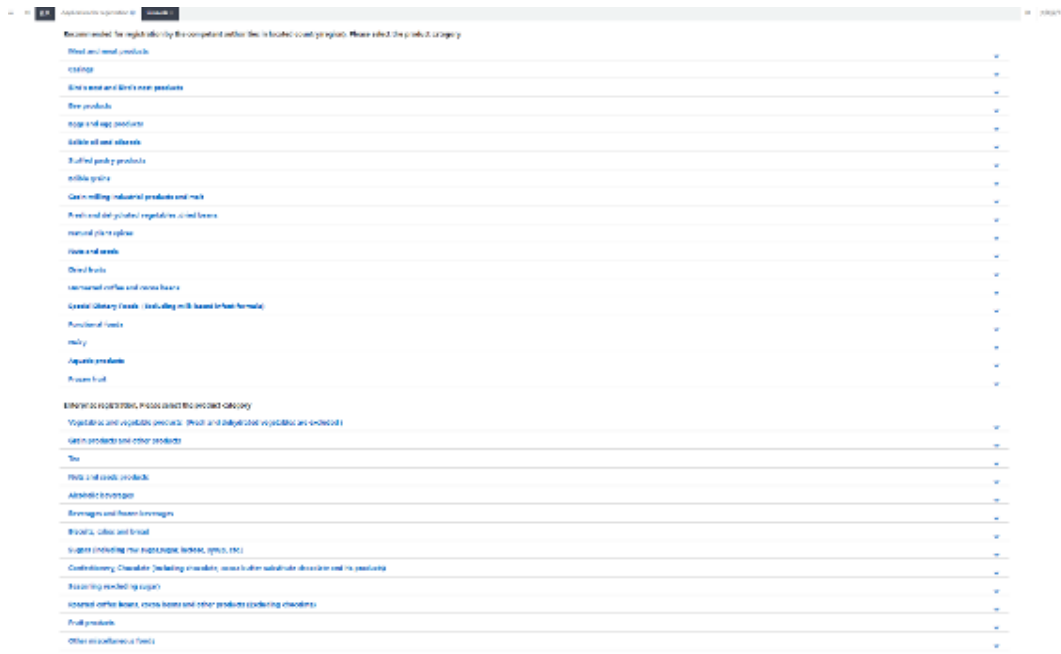


Figure: Product Category Selection for Registration Application

Please input the basic information of the enterprises, production-related information, check list and statement, attachment information, and submit the declaration of manufacture.

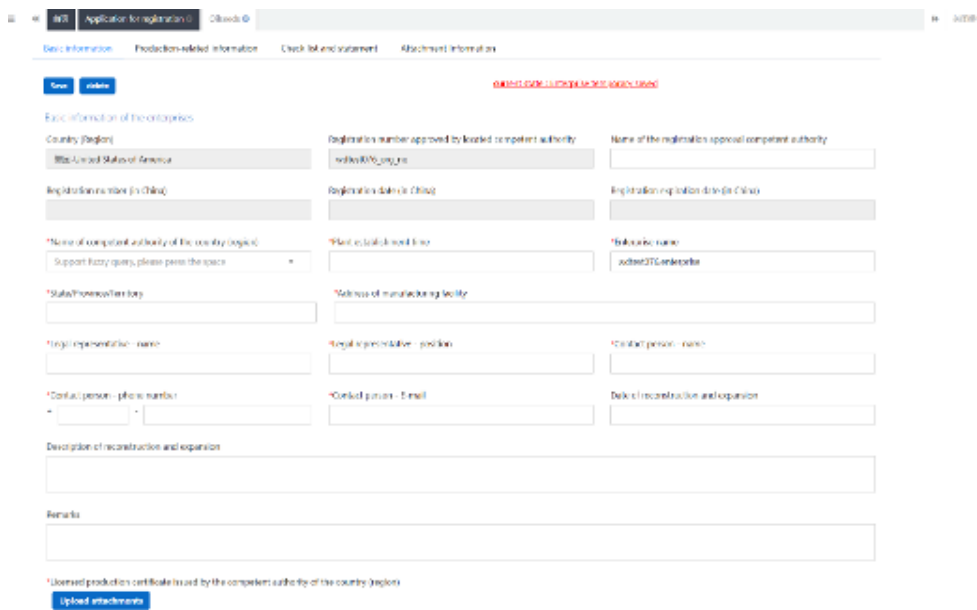


Figure: Enterprise Basic Information

Once completed all the required information, click on [Preview] to display all the entered information for confirmation. After confirmation, click [Submit], the system will automatically submit the information to the competent authorities or GACC

according to product categories; click [Return] and return to the application interface.

Attachment information

*Tip: jpg/jpeg/gif/png/html/pdf files can be uploaded, the size of a single file cannot be exceed 2MB.*

Order No.	Attachment type	Required	Attachment name	Actions
1	Formed production certificate issued by the competent authority of the country (region)	Yes	-	-
2	Product photo	No	-	-
3	Declaration of the manufacturer	Yes	-	-
4	ISO certification document	No	-	-
5	HACCP system hazard analysis worksheet	No	-	-
6	HACCP plan	No	-	-
7	Monitoring record	No	-	-
8	Corrective action records	No	-	-
9	Verification record	No	-	-
10	Processing flow chart	Yes	-	-

Previous page Preview

Authorized agency

Factory

\*Please download the complete declaration, and sign on scanned copy.

Upload attachments

Attachment information

*Tip: jpg/jpeg/gif/png/html/pdf files can be uploaded, the size of a single file cannot be exceed 2MB.*

Order No.	Attachment type	Required	Attachment name	Actions
1	Formed production certificate issued by the competent authority of the country (region)	No	-	-
2	Product photo	No	-	-
3	Declaration of the manufacturer	No	-	-
4	ISO certification document	No	-	-
5	HACCP system hazard analysis worksheet	No	-	-
6	HACCP plan	No	-	-
7	Monitoring record	No	-	-
8	Corrective action records	No	-	-
9	Verification record	No	-	-
10	Processing flow chart	No	-	-

Submit Return

Figure: Preview and Submit

### 5.1.1 Registration Recommended by the Competent Authority of the Country (Region):

After logging in to the system with overseas enterprise account, click on “Registration Application” in the menu on the left and select the product category involved in enterprise registration.

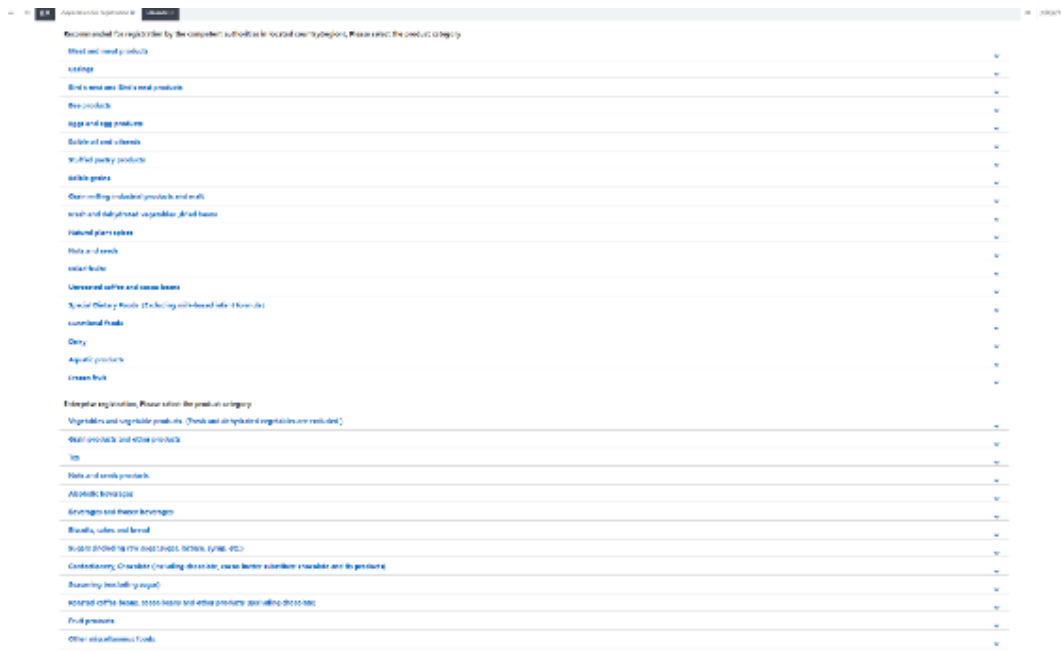


Figure: Product Category Selection for Registration Application

Overseas manufacturers of 18 food categories must be recommended by the competent authority of the country/region where they are located for registration with GACC: meat and meat products, casings, aquatic products, dairy products, bird's nests and bird's nest products, bee products, eggs and egg products, edible oils and fats, oilseeds, stuffed pastry products, edible grains, milled grain industry products and malt, fresh and dehydrated vegetables, dried beans, condiments, nuts and seeds, dried fruits, unroasted coffee and cocoa beans, foods for special dietary purposes, and functional foods.

Overseas manufacturers of food other than the 18 food categories listed above shall apply for registration directly with GACC.

### 5.1.1.1 Introduction to the Registration Process (Taking Plant-Based Stuffed Pastry Products as an Example)

Registration process:

### 1. General approval process

Enter information → Preview → Submit to the competent authority → Recommended by the competent authority → Approved by GACC (the enterprise obtains the Chinese registration number).

### 2. Process of return by the competent authority for supplementation and correction

Enter information → Preview → Submit to the competent authority → Requested by the competent authority to supplement and correct → Modify the application and re-submit to the competent authority → Recommended by the competent authority → Approved by GACC (the enterprise obtains the Chinese registration number).

### 3. Process of return (rejection) by the competent authority or GACC

Enter information → Preview → Submit to the competent authority → Rejected by competent authority (the reasons for rejection can be found in the “Integrated query – application form query”).

**Tips:** Applications that are rejected by the competent authority may not be resubmitted with modifications to the original application form. However, it is permitted to submit a new application.

### Main functions:

1. Save: the basic information of the enterprise, production-related information, check list and statement and attachment information which have been entered can be saved temporarily. Temporarily saved data can be deleted or submitted to the

competent authority. Data in the status of supplementation and correction returned after approval by the competent authority can be edited and modified.

Application for registration | current state - Enterprise temporarily saved

Basic information of the enterprise

Country (Region): United States of America | Registration number approved by the competent authority: wsh1015\_jmg\_123 | Name of the registration approval competent authority: [ ]

Registration number in China: [ ] | Registration date in China: [ ] | Registration expiration date in China: [ ]

Name of competent authority of the country (region): [ ] | Plant establishment time: [ ] | Enterprise name: wsh1015\_jmg\_123

State/Province/Territory: [ ] | Address of manufacturing facility: [ ]

Legal representative - name: [ ] | Legal representative - position: [ ] | Contact person - name: [ ]

Contact person - phone number: [ ] | Contact person - E-mail: [ ] | Date of reconstruction and expansion: [ ]

Description of reconstruction and expansion: [ ]

Remarks: [ ]

Upload attachments

Figure: Enterprise Basic Information

- Preview: Click on [Preview] at the bottom of “Attachment Information Page” once the input is done, and the page will be switched to the preview mode, and the four-page forms will be displayed together. This is the preparation for submission to the competent authority.

Application for registration | current state - Enterprise temporarily saved

Attachment information

Tip: pdf, jpeg, png, bmp, gif files can be uploaded. The size of single file cannot be exceed 1MB.

Order No.	Attachment type	Required	Attachment name	Actions
1	Domestic production certificate issued by the competent authority of the country (region)	Yes	-	-
2	Product photos	No	-	-
3	Declaration of the manufacturer	Yes	-	-
4	QMS certification document	No	-	-
5	Non-QMS certification document	No	-	-
6	HACCP system hazard analysis worksheet	No	-	-
7	HACCP plan	No	-	-
8	Monitoring record	No	-	-
9	Corrective action records	No	-	-
10	Verification record	No	-	-
11	Processing flow chart	Yes	-	-

Previous page | Preview

Figure: Attachment Information

- Submit: after clicking on the “Preview” button, a “Submit” button will be displayed for the user to submit temporarily saved data of the registration

application to the competent authority for review. Data that has been submitted to the competent authority can no longer be edited.

Attachment information

Please download the attachment(s) and sign or sign and upload scanned copy

Upload attachments

Order No.	Attachment type	Required	Attachment name	Actions
1	Download production certificate issued by the competent authority of the country (English)	No	-	-
2	Product details	No	-	-
3	Declaration of the manufacturer	No	-	-
4	GUD certification document	No	-	-
5	Non-GUT certificate document	No	-	-
6	EMCP certificate (English certificate)	No	-	-
7	EMCP (also)	No	-	-
8	Monitoring record	No	-	-
9	Corrective action record	No	-	-
10	Well-being record	No	-	-
11	Processing flow chart	No	-	-

Submit Return

Figure: Preview and Submit

4. Return: switch to separated page view mode. Exit preview mode.

5. Delete: after the input has been done and temporarily saved, the current data can be deleted by clicking on the “Delete” button. Deleted data cannot be recovered.

### 5.1.1.2 Entry Instructions

Required fields are marked with an asterisk \* in the interface. The main fields are described as follows.

The screenshot displays the 'Basic information' section of an enterprise registration application. At the top, there is a navigation bar with tabs for 'Basic information', 'Production information', 'Check list and statement', and 'Attachment information'. A 'Save' button is located in the top left corner. A status indicator at the top right shows 'current state: Sending to the GACC'. A yellow warning box contains text about registration requirements for overseas manufacturers. The main form area is titled 'Basic information of the manufacturer' and contains the following fields:

- Country (Region): A dropdown menu.
- Registration number for food production approval issued by the competent food safety authority in the country/region of origin: A text input field.
- Name of the registration and approval competent authority of the country or region: A text input field.
- Registration number (In China): A text input field.
- Registration date (in China): A date input field.
- Registration expiration date (In China): A date input field.
- \*Name of competent authority of the country or region: A dropdown menu.
- \*Plant establishment date: A date input field (example: 2023-06-01).
- \*Manufacturer name: A text input field.
- \*State/Province/Territory: A dropdown menu.
- \*Street address of manufacturing facility: A text input field.
- \*Legal representative - Name: A text input field.
- Legal representative - Telephone number: A text input field.
- Legal representative - E-Mail address: A text input field.
- \*Contact person - Name: A text input field.
- \*Contact person - Telephone number: A text input field.
- \*Contact person - E-Mail address: A text input field.
- Remarks: A large text area.

At the bottom of the form, there is a note: '\*Production Licensed issued by the competent food safety authority in the country/region or origin' and an 'Upload attachments' button with a green checkmark icon. A 'Next page' button is located at the bottom center of the page.

Figure: Enterprise Registration Application Interface—Basic information

- Registration number approved by the competent authority of the country (region): it is automatically filled in by the system according to the “registration number of the country (region)” entered by the user when creating the account.
- Name of the registration approval competent authority of the country (region): the overseas official authority that approved the establishment of the enterprise, i.e. the authority of the country/region that granted the “registration number of the country (region)”. Optional field.
- Name of competent authority of the country (region): the name of the authority that assigned a user account to the enterprise. Click on the blank or the triangle icon on the right to select.
- Registration number (in China) / Registration date (in China) / Registration

expiration date (in China): it cannot be filled in when entering, for it will be given by the GACC after the approval of the registration application. The number can be found through the function of the “application form query”.

- Enterprise name: it is a required field automatically filled in by the system based on the information of the user account. This field can be edited, but modification is not recommended.

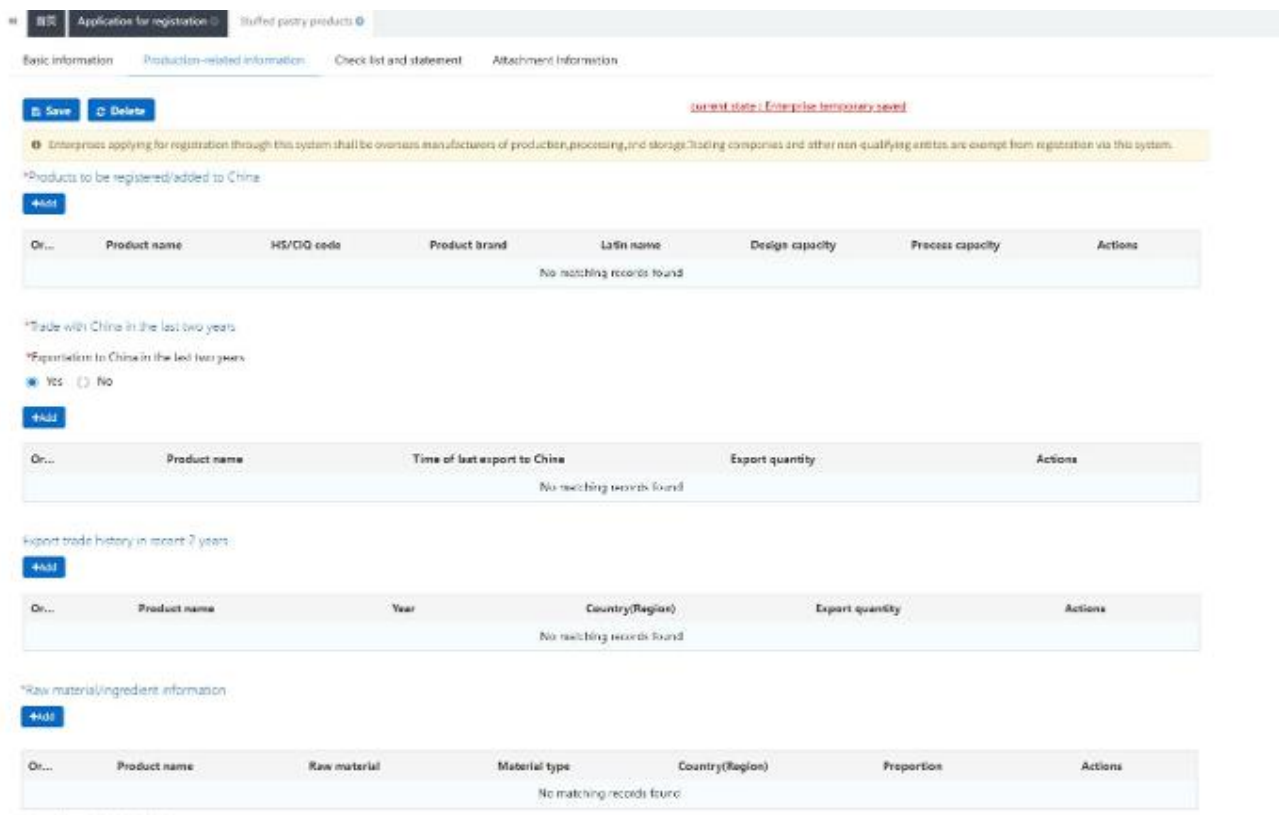


Figure: Enterprise Registration Application Interface-Production-related information 1

Figure: Enterprise Registration Application Interface-Production-related information 2

Figure: Interface for “Products to be registered/added to China”

- Product to be registered/added in China: required. After clicking “Add”, the interface of entry will pop up. Only one product’s information can be entered in one interface. If multiple products are required to be entered, save the entered product information and click the “Add” again for addition. ( Registration of aquatic products does not require entering specific products. For details, please refer to the system

interface. )

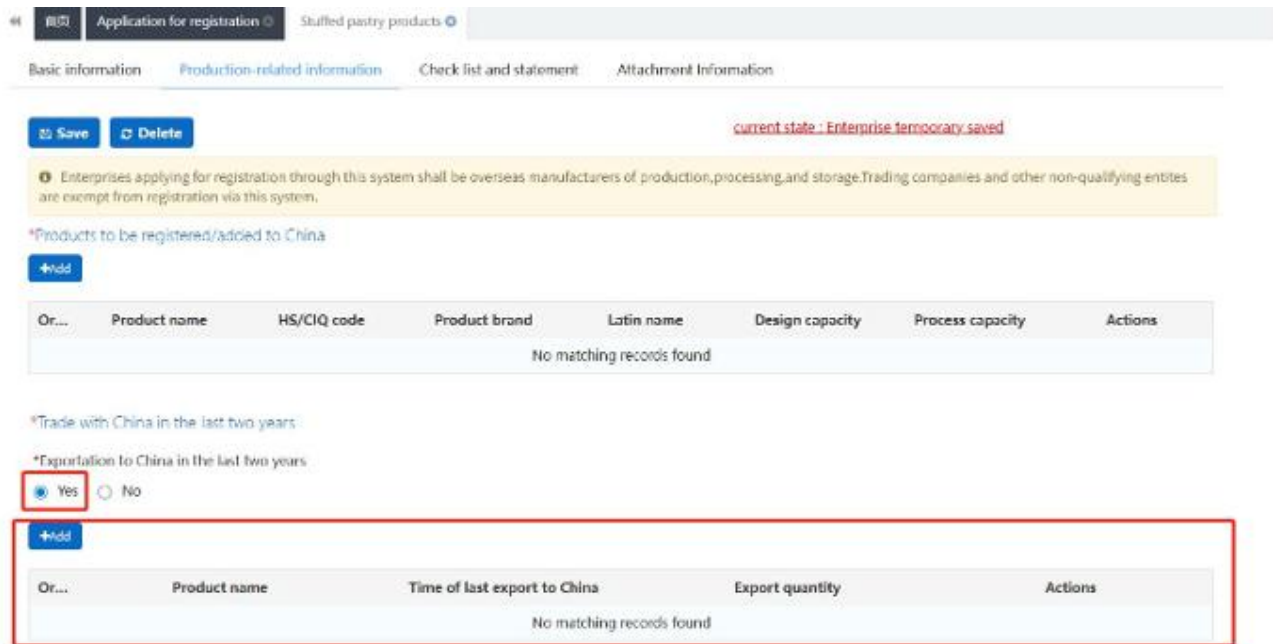


Figure: Selection of Trade with China in Recent 2 Years

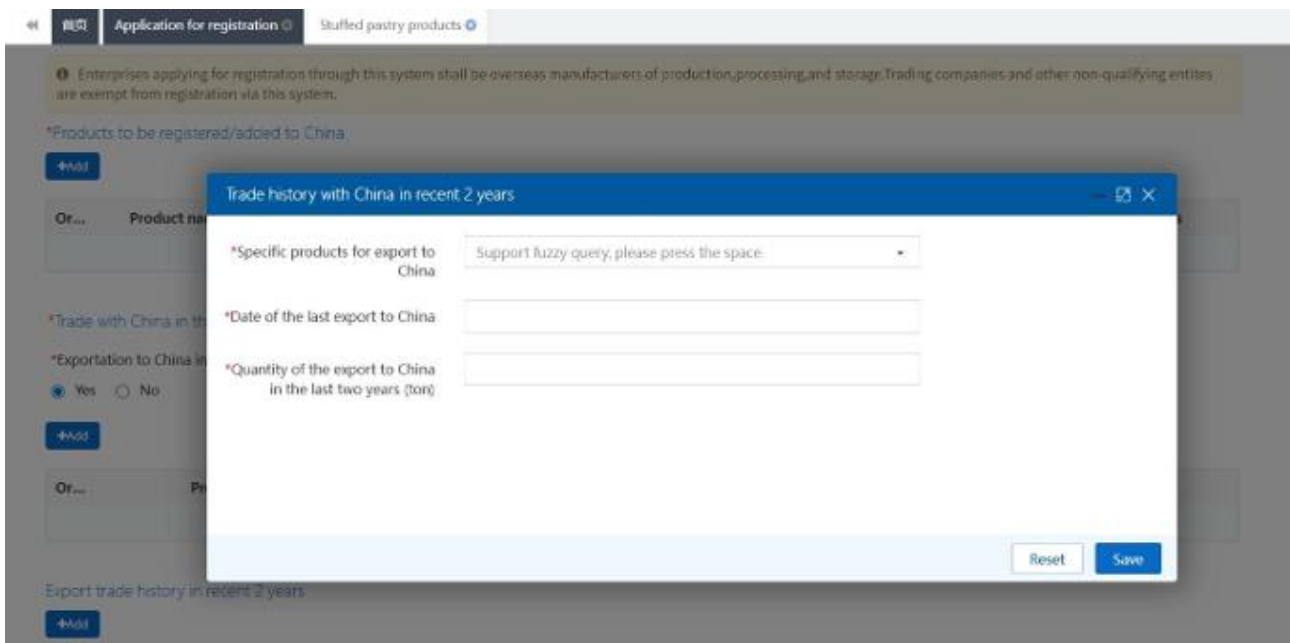


Figure: Form of Trade with China in Recent 2 Years

- Trade with China in recent 2 years: required. If you select “Yes”, it is required to fill in; if you select “No”, then it is not required. Select “Yes” to bring up the form of trade with China in recent 2 years. Click “Add” to bring up the input interface of

trade with China in recent 2 years. The parameter options for “Specific products to be exported to China” are generated according to the items filled in for “Specific products to be exported to China” in the field of “Products to be registered/added to China”.

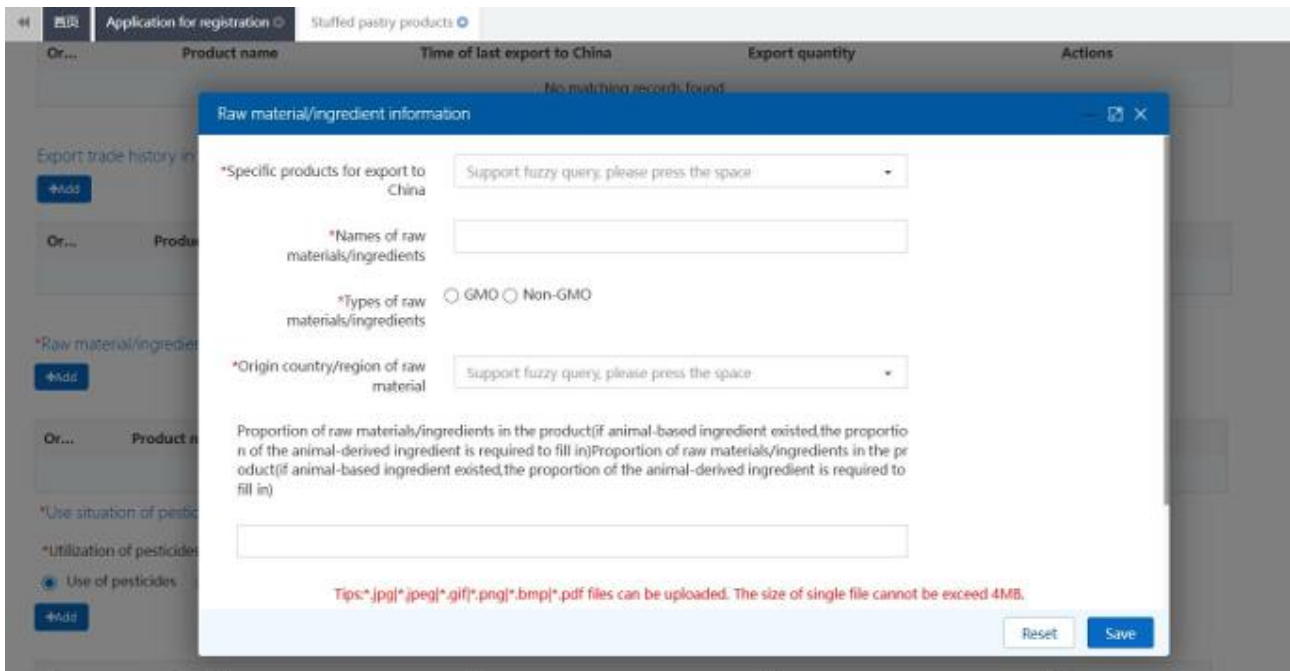


Figure: Interface for Adding the Information about Raw Material/Ingredient

- Raw material/ingredient information form: optional. Click on “Add” to go to the page for “raw material/ingredient information”. The options for “Specific products to be exported to China” are generated according to items filled in for “Specific products to be exported to China” under the field of “Products to be registered/added to China”.
- Form for use situation of pesticide: required. If you choose “No pesticides used”, then you will not need to fill in the form; if you choose “Use of pesticides”, you must fill in the form below - please click “Add” to go to the page for entering the

information about the use situation of pesticide. The options for “Specific products to be exported to China” are generated according to items filled in for “Specific products to be exported to China” under the field of “Products to be registered/added to China”.

- Production correspondence: required. Click on “Add” to go to the page for “Production correspondence”. The options for “Specific products to be exported to China” are generated according to items filled in for “Specific products to be exported to China” under the field of “Products to be registered/added to China”.

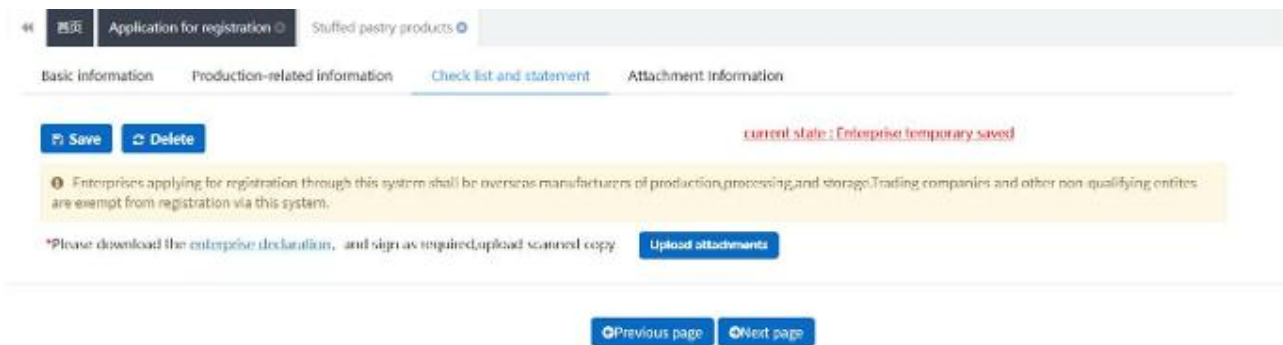


Figure: Check List and Statement

- Enterprise declaration: you need to download the “enterprise declaration”, and have it signed and stamped before uploading a scanned copy here.

Application for registration | Stuffed pastry products

Basic information | Production-related information | Check list and statement | Attachment information

Save Delete current state: Enterprise temporary saved

Enterprises applying for registration through this system shall be overseas manufacturers of production, processing and storage, trading companies and other non-qualifying entities are exempt from registration via this system.

Attachment information

Tips:

1. \*.jpg\*.jpeg\*.gif\*.png\*.bmp\*.pdf files can be uploaded. The size of single file cannot be exceed 4MB.

2. Please return to the information entry page or enter the preview page to supplement the attachment.

Order No.	Attachment type	Required	Attachment name	Actions
1	Licensed production certificate issued by the competent authority of the country (region)	Yes	-	-
2	Declaration of the manufacturer	Yes	Tufos.jpg	Delete Download
3	Description of the specific production/processing flow	Yes	-	-
4	Product photo	No	-	+
5	GMO certification document	No	-	-
6	Non-GMO certification document	No	-	+
7	HACCP system hazard analysis worksheet	No	-	-
8	HACCP plan	No	-	+
9	Monitoring record	No	-	-
10	Corrective action records	No	-	-
11	Verification record	No	-	-

Previous page Preview

Figure: Attachment Information

- Attachment information: this section summarizes and illustrates details about the attachments uploaded through the “Basic information”, “Production-related information” and “Check list and statement” pages.

### 5.1.2 Registration applied by enterprise

Overseas manufacturers of food products other than the 18 food categories recommended for registration by the competent authority of the country (region) apply for registration with GACC on their own.

After logging in to the system with overseas enterprise account, click on “Application for registration” in the menu on the left, and select the product(s) for which the enterprise can apply for registration with GACC. The following is an example of “Sugars(including raw sugar,loactose,syrup,etc.) –Sugar”.

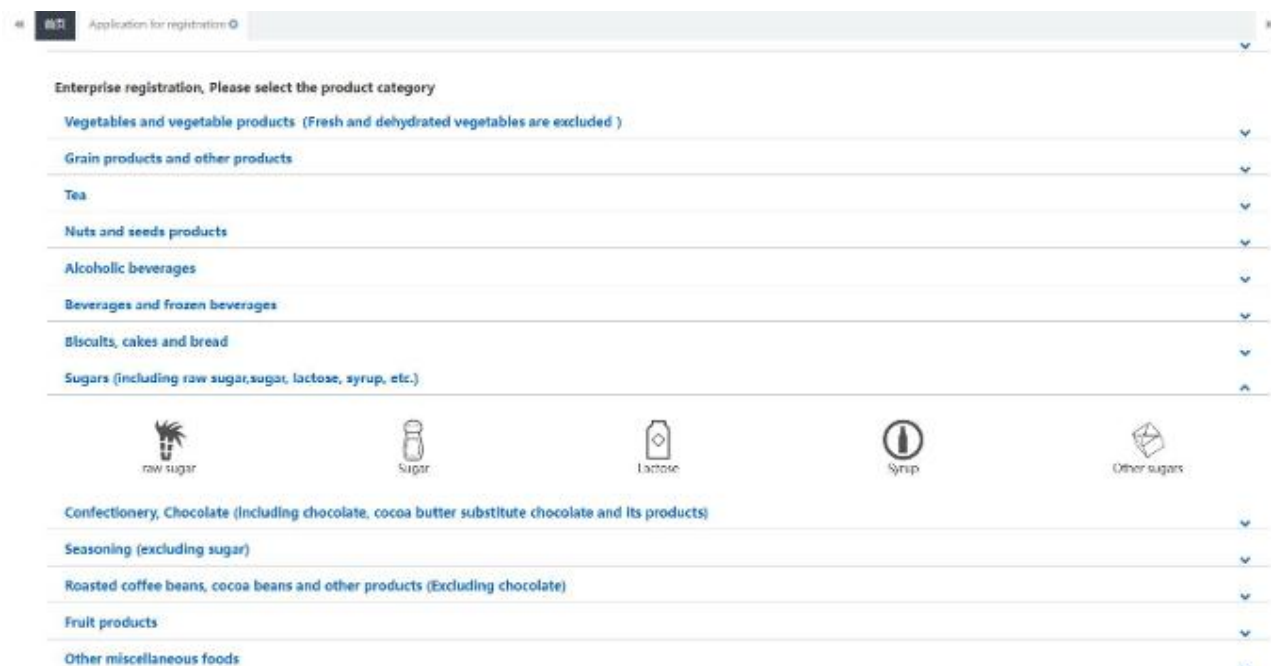


Figure: Product Category Selection for Registration Application

### 5.1.2.1 Introduction to the Registration Process (Taking Sugars(including raw sugar,loactose,syrup,etc.) –Sugar as an Example)

Registration process:

#### 1. General approval process

Enter information → Preview → Submit to GACC → Approved by GACC (the enterprise obtains the Chinese registration number)

#### 2. Process of return by GACC for supplementation and correction

Enter information → Preview → Submit → Requested by GACC to supplement and correct → Modify the application and re-submit the application → Approved by GACC (the enterprise obtains the Chinese registration number)

#### 3. Process of return (rejection) by GACC

Enter information → Preview → Submit → Rejected by GACC (the reasons for rejection can be found in “Customs receipt” through the “Integrated query”)

Main functions:

Submit: the application data is submitted to GACC for review.

Other functions such as deletion and query are basically the same as those of the application page for the competent authority to recommend products to the GACC for registration.

**Tips:** Applications that are rejected by GACC may not be resubmitted with modifications to the original application form. However, it is permitted to submit a new application.

### 5.1.2.2 Entry Instructions

First, confirm the Declaration information. After selecting all of them, click [Next Page].

Application for registration > Sugar

Declaration information Basic information Production-related information Attachment Information

Save Delete current state: Enterprise temporary saved

Enterprises applying for registration through this system shall be overseas manufacturers of production, processing and storage. Trading companies and other non-qualifying entities are exempt from registration via this system.

Enterprise Commitments:

- (1) The applicant entity must be a manufacturer engaged in production, processing, or an operator of a cold storage facility (Note: Trading companies, non-manufacturing entities, or ordinary storage facilities need not apply for registration).
- (2) Approved by and under the effective supervision of the competent food safety authority in the country/region of origin.
- (3) The production of such food is approved by the competent food safety authority in the country/region of origin with valid certification (corresponding to the uploaded "Production license issued by the competent food safety authority in the country/region of origin").
- (4) Has established an effective food safety, hygiene management and protection system, and exports in the country/region of origin and guarantees that food exported to China complies with relevant Chinese laws, regulations, and national food safety standards.
- (5) The application information matches the submitted supporting documents in content and authenticity. If inconsistencies or false declarations are found, the applicant shall bear all legal consequences, including revocation of China registration, product rejection/destruction, and investigation by the competent food safety authority in the country/region of origin.
- (6) Will cooperate with the General Administration of Customs of China (GACC) in food safety assessment reviews.
- (7) Will actively comply with all GACC requests during assessment, including providing additional verification materials or facilitating verification of submitted documents by the competent food safety authority in the country/region of origin.
- (8) Proactively fulfills food safety responsibilities. Upon identifying food safety risks or non-compliance with registration requirements, shall suspend exports to China and implement corrective measures until full compliance is achieved.

Next page

Figure: Declaration information

Enter the interfaces of "Basic Enterprise Information" and "Production-related Information" to input data. Required fields are marked with an asterisk \* in the interface. The main fields are described as follows:

The screenshot shows the 'Basic information' section of the registration application. At the top, there are navigation tabs: 'Declaration information', 'Basic information' (selected), 'Production-related information', and 'Attachment information'. Below the tabs are 'Save' and 'Delete' buttons, and a status indicator 'current state: Enterprise temporary saved'. A yellow warning box contains the text: 'Enterprises applying for registration through this system shall be overseas manufacturers of production, processing, and storage. Trading companies and other non-qualifying entities are exempt from registration via this system.' The form fields are as follows:

- Basic information of the manufacturer:**
  - \*Country (Region): [text input]
  - \*Registration number for food production approval issued by the competent food safety authority in the country/region of origin: [text input]
  - \*Manufacturer name: [text input, value: wlfact0912]
  - Registration number (in China): [text input]
  - Registration date (in China): [text input]
  - Registration expiration date (in China): [text input]
  - \*Name of the registration and approval competent authority of the country or region: [text input]
  - Other name of the registration and approval competent authority of the country or region: [text input]
  - \*State/Province/Territory: [text input]
  - \*Street address of manufacturing facility: [text input]
  - \*Annual capacity of actual production/processing (tons/year): [text input]
  - \*Legal representative - Name: [text input]
  - \*Contact person - Name: [text input]
  - \*Contact person - Telephone number: [text input]
  - \*Contact person - E-Mail address: [text input]

Figure: Basic information 1

The screenshot shows the 'Production-related information' section of the registration application. The form fields are as follows:

- \*Contact person - Name: [text input]
- \*Contact person - telephone number: [text input]
- \*Contact person - E-Mail address: [text input]
- Contact person within China: [text input]
- Contact person within China-phone number: [text input]
- Contact person within China-email address: [text input]
- \*Production type:
  - Production  Processing  Storage
- Number of storage facilities(unit): [text input]
- Capacity of storage facilities (cubic meters): [text input]
- Whether relevant system certifications have been obtained?
  - Yes  No
- \*Name of the Food Safety Management System:
  - HACCP  GMP  ISO  FSSC  SQF  IFS  IFS  IFS  Others
- \*Other name of the Food Safety Management System: [text input]
- Production facilities of reconstruction and extension: [text input]
- Documents of the Food Safety Management System: [Upload attachments]
- Remarks: [text input]
- \*Production License issued by the competent food safety authority in the country/region or origin: [Upload attachments]

At the bottom of the form, there are 'Previous page' and 'Next page' buttons.

Figure: Basic information 2

- Registration number approved by the competent authority of the country (region): it is automatically filled in by the system according to the “registration number of the country (region)” entered by the user when creating the account.
- Name of the registration approval competent authority of the country (region): the overseas official authority that approved the establishment of the enterprise, i.e. the authority of the country/region that granted the “registration number of the country (region)”. Optional field.
- Registration number (in China) / Registration date (in China) / Registration expiration date (in China): enterprise’s registration number in China granted after GACC’s approval. It cannot be filled in when entering, for it will be given by the GACC after the approval of the registration application. The number can be found through the function of the “application form query”.
- Enterprise name: it is a required field automatically filled in by the system based on the information of the user account. This field can be edited, but modification is not recommended.
- Production type: required. After selecting "Storage", "Number of Storage facilities(unit)" and " Capacity of storage facilities (cubic meters)" must be filled in.
- Whether relevant system certifications have been obtained?: Optional filling. If "Yes" is selected, the " Name of the Food Safety Management System" will become a required option. If "Others" is chosen, the " Other name of the Food Safety Management System" will become a required item to fill in.
- Production Licensed issued by the competent food safety authority in the

country/region or origin: Required. Relevant attachments as proof need to be uploaded.

The screenshot shows a web application interface for registration information. At the top, there is a header with the text "Application for registration" and a "Sugar" label. Below the header, there are four tabs: "Declaration information", "Basic information", "Production-related information" (which is active), and "Attachment information". Under the "Production-related information" tab, there are several sections:

- "Products to be registered to China" with a sub-section "Registered product category" containing a dropdown menu with "Sugar" selected.
- "Production and processing situation" with several sub-sections, each with an "Upload attachments" button:
  - Processing flow chart (with a green checkmark icon)
  - Actual Product Photos
  - Product Label Sample
  - List of Ingredients
  - Floor plan of the enterprise's factory, workshop, and cold storage freezer
  - Export Records for the last 3 times
  - Inspection Records from the Past 1 Year by the Competent Authorities
  - Other support materials

At the bottom of the page, there are two buttons: "Previous page" and "Next page".

Figure: Production-related information

- Registered product category: Required. Automatically filled in by the system. Cannot be modified.
- Production and processing situation: Including Processing flow chart, Actual Product Photos, Product Label Sample, List of Ingredients, Floor plan of the enterprise's factory, workshop, and cold storage freezer , Export Records for the last 3 times, Inspection Records from the Past 1 Year by the Competent Authorities, Other support materials ,all are optional items. Enterprises can upload them according to the actual situation.

Application for registration | User

Declaration information | Basic information | Production-related information | **Attachment information**

Save | Delete | [current state / Enterprise temporary saved](#)

Enterprises applying for registration through this system shall be overseas manufacturers of production, processing, and storage, trading companies, and other non-qualifying entities are exempt from registration via this system.

Attachment information

Tips

1. \*.jpg, \*.jpeg, \*.gif, \*.png, \*.bmp, \*.pdf files can be uploaded. The size of single file cannot exceed 4MB.

2. Please return to the information entry page or enter the preview page to supplement the attachment.

Order No.	Attachment type	Required	Attachment name	Actions
1	Licensed production certificate issued by the competent authority of the country (region)	Yes	-	-
2	Actual Product Photos	No	-	-
3	Processing Flow Chart	No	T4fjn.jpg	Delete   Download
4	Plan Plans of the Enterprise's Factory Premises, Workshops, or Cold Storage Facilities	No	-	-
5	Product Label Sample	No	-	-
6	List of Ingredients	No	-	-
7	Export Records for the last 3 times	No	-	-
8	Inspection Records from the Past 1 Year by the Competent Authorities	No	-	-
9	Other support materials	No	-	-
10	System Certification Documents(HACCP)	No	-	-
11	System Certification Documents(GMP)	No	-	-
12	System Certification Documents(SOP)	No	-	-
13	System Certification Documents(SSC)	No	-	-
14	System Certification Documents(SQP)	No	-	-
15	System Certification Documents(SAP)	No	-	-
16	System Certification Documents(FSI)	No	-	-
17	System Certification Documents(BRCGS)	No	-	-
18	System Certification Documents(Others)	No	-	-

Previous page | Preview

Figure: Attachment Information

- Attachment information: this section summarizes and illustrates details about the attachments uploaded through the “Basic information”, “Production-related information” pages. Deletion or download operations can be performed.

## 5.2 Application for Modification

If an overseas manufacturer’s registration information changes , the manufacturer could submit an application for change to the GACC while the registration is valid..

Manufacturers log in to the system and click on the left menu "变更注册" ,the system will show you the valid registrations that you have already obtained for China.

**Tips:** If there are unfinished procedures of change, cancellation and revocation, change is not allowed. After the registration period expires,change application can not be submitted.

Application information management

Product range:

[\[Logout\]](#) [\[Home\]](#)

Order No.	Application serial number	Product category	Registration number in China	Expiration date	Actions
1	0F162020000124525	vegetables and vegetable products (T, S, P and dehydrated vegetables are excluded)	CUSA1501200110000	2027-03-14	<a href="#">[Modify]</a>
2	0F162020000124533	Other sweets, chocolates	CUSA2103200414000	2027-04-14	<a href="#">[Modify]</a>
3	MFT30708000123239	Vitamin products	CUSA3103200100000	2027-01-20	<a href="#">[Modify]</a>
4	MFL30718000123144	Infants Supplementary Food	CUSA1103200110000	2027-01-19	<a href="#">[Modify]</a>
5	SP63020000123217	Processed coffee beans	CUSA1101200110000	2027-01-19	<a href="#">[Modify]</a>

Showing 1 to 5 of 21 rows [\[<\]](#) [\[>\]](#) rows per page [\[1\]](#) [\[2\]](#) [\[3\]](#) [\[4\]](#) [\[5\]](#)

Figure: Query - Applications that can be Modified

Select the registration you wish to change and click on [Modify] to enter the application page. Please amend the changed information one by one and upload the supporting materials related to the changed information;

Application for modification

vegetables and vegetable products (T, S, P and dehydrated vegetables are excluded)

[\[Basic Information\]](#) [\[Production-related Information\]](#) [\[Declaration Information\]](#) [\[Add-on Information\]](#)

[\[Save\]](#) [\[Delete\]](#) [\[Cancel\]](#) [\[Return\]](#) [\[Submit\]](#)

Basic information of the application:

\*Country/Region:  Registration number approved by notified competent authority:  Name of the notified/other approved competent authority:

Registration number in China:  Registration date in China:  Registration expiration date in China:

\*Enterprise name:  Plant establishment time:  \*Subsidiary territory:

Address of manufacturing facility:

\*Legal representative - name:  Legal representative - position:  \*Legal representative - phone:

\*Contact person - name:  \*Contact person - phone number:  \*Contact person - Email:

Use of manufacturing and expansion:  Name of manufacturing and expansion:  Production facilities of manufacturing and expansion:

Remarks:

\*Issued production certificate issued by the competent authority of the country/region: [\[Upload attachments\]](#)

Qualification obtained of registered in China:

Order No.	Registration number in China	HS-CO code	Product name	Registration date in China	Actions
1	CUSA1501200110000	07102100000	apple	2022-04-14	<a href="#">[Delete]</a>

Showing 1 to 1 of 1 rows

Figure: Modification entry interface

click [Preview] to view the change application. After confirmation, click [Submit]. Wait for review and inspection. click "Return" and return to the application interface. If the registration is "recommended by the competent authority", the application for change will be forwarded to the competent authority of the country (region) where the manufacturer is located, which will be examined and checked before recommending it to the GACC.

If the registration is "by self-registered", the application for change submitted by the manufacturer will be forwarded to the GACC for examination and inspection.

## **5.2.1 Application for modification of registration application recommended by the competent authority of the country (region)**

### **5.2.1.1 Introduction to the Modification Process (taking sheep casing as an example)**

#### **Modification process:**

##### 1. General approval process

Enter the information → Preview → Submit to the competent authority → Recommended by the competent authority → Approved by GACC (registration information will be updated to the latest contents submitted for modification)

##### 2. Process of return by the competent authority for supplementation and correction

Enter the information → Preview → Submit to the competent authority → Requested by the competent authority to supplement and correct → Modify the application and re-submit to the competent authority → Recommended by the competent authority →

Approved by GACC (registration information will be updated to the latest contents submitted for modification)

##### 3. Submission returned by the competent authority (Recommendation denied) or GACC approval not granted

Enter the information → Preview → Submit to the competent authority → Submission returned by the competent authority (Recommendation denied)

Enter the information → Preview → Submit to the competent authority →

Competent authorities submit the information to GACC → GACC approval not granted (the reasons for the rejection can be found in through "Integrated query" - "Application form query"; re-select the approved registration on the "Application for modification" page to apply for new modification.)

**Tips:** For applications rejected by the competent authority (recommendation denied), it is not possible to make changes to the original application and submit it again. However, it is allowed to apply for new modification.

**Main functions:**

1. Save: the basic information about the enterprise, production-related information, check list and attachment information which have been entered can be saved temporarily. Temporarily saved data can be deleted or submitted to the competent authority. Data in the status of supplementation and correction returned after approval by the competent authority can be edited and modified.

2. Submit: after clicking on the [Preview] button, a [Submit] button will be displayed for the user to submit temporarily saved data to the competent authority for review. Data that has been submitted to the competent authority can no longer be edited.

3. Delete: delete the data that is temporarily saved, and the deleted data cannot be recovered.

"Preview" and "Return" functions here are consistent with the functions that exist on the "Application for registration" page.

### 5.2.1.2 Entry Instructions

After entering the "modification entry" interface, most of the main field's contents displayed are from the approved registration. Required fields are marked with an asterisk \* in the interface. The requirements for entering data in other fields are basically in line with the requirements for data entry in the "Application for registration" interface. If these fields ("State/Province/Territory", "Address of manufacturing facility" and "Legal representative-name") be changed,"Supporting materials to modify information" must be uploaded to make explanation. The following provides instructions on the fields for which the requirements are inconsistent with those for "Application for registration".

The screenshot displays the 'Application for modification' interface for 'Sheep intestine casings'. The interface includes a navigation bar with tabs for 'Basic information', 'Production information', 'Check list and statement', and 'Attachment information'. Below the navigation bar are 'Save' and 'Delete' buttons. A red status message indicates 'current state: Enterprise temporary saved'. A yellow warning box states: 'Enterprises applying for registration through this system shall be overseas manufacturers of production, processing, and storage. Trading companies and other non-qualifying entities are exempt from registration via this system.' The 'Basic information of the manufacturer' section contains the following fields:

Country (Region)	Registration number for food production approval issued by the competent food safety authority in the country/region of origin	Name of the registration and approval competent authority of the country or region
Registration number (In China)	Registration date (In China)	Registration expiration date (In China)
*Name of competent authority of the country or region	*Plant establishment date	*Manufacturer name
*State/Province/Territory	*Street address of manufacturing facility	
*Legal representative - Name	Legal representative - Telephone number	Legal representative - E-Mail address

Figure: "Application for modification" interface-Basic information I

Application for modification Sheep intestine casings

\*Legal representative - Name

Legal representative - Telephone number \*  -

Legal representative - E-Mail address

\*Contact person - Name

\*Contact person - Telephone number \*  -

\*Contact person - E-Mail address

\*Whether this modification include reconstruction or extension of the facilities?  
 Yes  No

\*Date of reconstruction and extension

\*Description of reconstruction and extension: [Upload attachments](#)

Remarks

\*Production Licensed issued by the competent food safety authority in the country/region or origin [Upload attachments](#) ✓

[Next page](#)

Figure: "Application for modification" interface- Basic information II

- Whether this modification include reconstruction or extension of the facilities: Select "Yes", "Date of reconstruction and extension" and "Description of reconstruction and extension" will become Required, with the need to upload the "Plant layout comparison(befor vs.after) post the expansion/upgrade"

Application enquiry | Sheep intestine casings

Basic information | Production information | Check list and statement | Attachment information

Save Delete current state: Enterprise temporary saved

Enterprises applying for registration through this system shall be overseas manufacturers of production, processing and storage, trading companies and other non-qualifying entities are exempt from registration via this system.

Qualification obtained of Registered in China

Or...	Variety of the product that has been approv...	Date of the first approval in China	HS/CIQ code	Actions
1	Salted casing	2022-11-22	050401900114	Edit Delete

Showing 1 to 1 of 1 rows

Products to be registered/add to China

+ Add

Or...	HS/CIQ code	Type of products	Specific products for export...	Number of daily processing...	Number of working days pe...	Actions
No matching records found						

Export trade history in recent 2 years

+ Add

Or...	Countries or regions to which the product has been exported	Variety of the exported product	Actions
No matching records found			

\*Enterprise testing capability

+ Add

Or...	Methods for quality inspection	Qualification of the laboratory	Test item	Testing frequency (times/week)	Actions
1	Own laboratory	实验室资质:	检测项目:	3	Edit Delete

Showing 1 to 1 of 1 rows

Figure: "Application for modification" interface-Production information 1

Application enquiry | Sheep intestine casings

Production and processing capacity

\*Production type: Processing

\*Annual processing capacity for casings (ton): 300

\*Whether the processing salt is food grade:  Yes  No

Description of the processing salt: [Upload attachments](#)

Refrigeration and storage capacity

Refrigeration capacity (tons/day): 0

Number of refrigerated storages (0-4°C): 0

Refrigerated storages capacity (cubic metres): 0

Number of freezers (-18°C): 0

Storage capacity of freezers (cubic metres): 0

Number of ambient storage facilities: 0

Storage capacity of ambient storage facilities (cubic metres): 0

Water is used during production and processing

\*Water source:  Municipal water  Enterprise owned water source

Human resources

\*Total number of employees: 50001

\*Number of management and technical personnel: 51

\*Number of official inspection and quarantine personnel in the factory: 501

Representative agency:

Previous page Next page

Figure: "Application for modification" interface- Production information 2

- Registration number (in China) has been granted: The list shows all types of

products that have been granted registration number (in China) to be exported to China; click the [Delete] button to cancel the registration, and after the application for modification is approved by GACC, the product associated with the canceled registration will lose the qualification to be exported to China.

- Products to be registered/added to China: Optional. After clicking “Add”, the interface of entry will pop up. Only one product’s information can be entered in one interface. If multiple products are required to be entered, save the entered product information and click the “Add” again for addition.

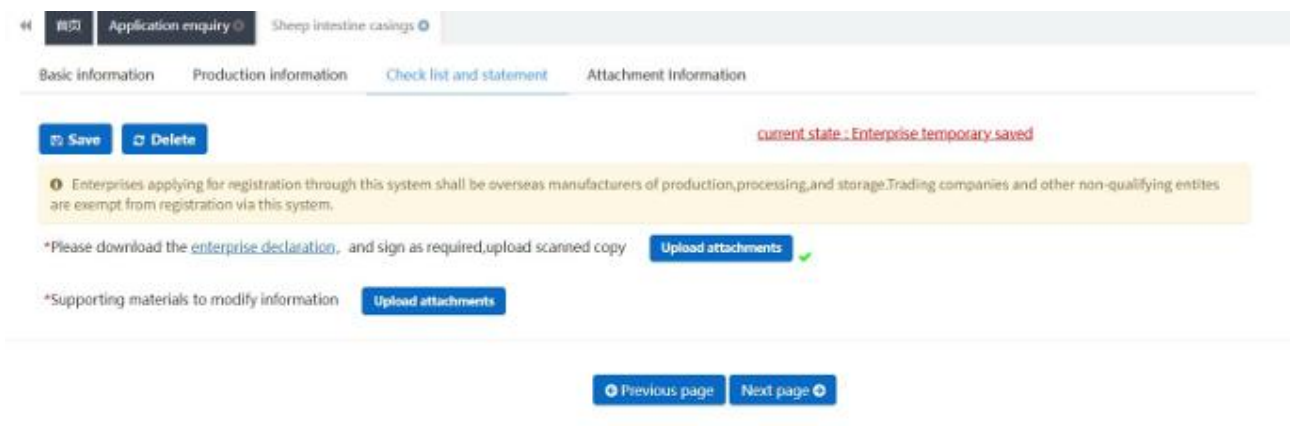


Figure: "Application for modification" interface – Check list and statement

- Supporting materials related to the modification of information: Click [Upload Attachment] to access the "upload attachment" interface, add files, save them, etc. as required.

Save    Delete    current state: Enterprise temporary saved

ⓘ Enterprises applying for registration through this system shall be overseas manufacturers of production, processing, and storage. Trading companies and other non-qualifying entities are exempt from registration via this system.

Attachment information

Tip:

1. \*.jpg|\*.jpeg|\*.gif|\*.png|\*.bmp|\*.pdf files can be uploaded. The size of single file cannot be exceed 4MB.

2. Please return to the information entry page or enter the preview page to supplement the attachment.

Order No.	Attachment type	Requ...	Attachment name	Actions
1	Licensed production certificate issued by the competent authority of the country (region)	Yes	8514153.jpg	<span>Delete</span> <span>Download</span>
2			20MB.jpg	<span>Delete</span> <span>Download</span>
3	Declaration of the manufacturer	Yes	8514153.jpg	<span>Delete</span> <span>Download</span>
4	Supporting materials to modify information	Yes	-	-
5	Product photo	No	-	-
6	Plant layout comparison (before vs. after) post the expansion / upgrade	No	-	-
7	Standard or introduction document about the processing salt	No	-	-

Previous page    Preview

Figure: "Application for modification" interface – Attachment Information

## 5.2.2 Application for modification of enterprise self-registration application

### 5.2.2.1 Introduction to the modification process (taking fermented wines and prepared fermented wines as an example)

Modification process:

#### 1. General approval process

Enter the information → Preview → Declare (to GACC) → GACC approval (registration information will be updated to the latest contents submitted for modification)

#### 2. Process of return by GACC for supplementation and correction

Enter the information → Preview → Declare → GACC return the submission for supplementation or correction → Modify the application and re-submit → GACC

approval (registration information will be updated to the latest contents submitted for modification)

### 3. Submission returned by Customs (Application for modification not approved)

Enter the information → Preview → Declare → GACC does not approve the application (the reasons for rejection can be found through "Customs receipt" in the "Integrated query" - "Application form query". You need to re-select the approved registration application from the modification application page to initiate a new modification.)

**Tips:** For applications rejected by the GACC, it is not possible to make changes to the original application and submit it again. However, it is allowed to apply for new modification.

Main functions:

Submit: The data for modification will be submitted to GACC for review.

"Delete", "query" and other functions here are basically consistent with the functions exist on the page for "Application for modification" of registration modification recommended by the competent authority to GACC.

#### **5.2.2.2 Entry Instructions**

After entering the "modification entry" interface, most of the main fields' contents displayed are from the approved registration. Required fields are marked with an asterisk \* in the interface. The requirements for entering data in other fields are basically in line with the requirements for data entry in the "Application for registration" interface:

Application for modification other Spirits and Edible alcohol

Declaration information Basic information Production-related information Attachment information

Save Delete current state : Enterprise temporary saved

Enterprises applying for registration through this system shall be overseas manufacturers of production,processing,and storage.Trading companies and other non-qualifying entities are exempt from registration via this system.

Basic information of the manufacturer

\*Country (Region) \*Registration number for food production approval issued by the competent food safety authority in the country/region of origin \*Manufacturer name

Registration number (In China) Registration date (In China) Registration expiration date (In China)

\*Name of the registration and approval competent authority of the country or region Other name of the registration and approval competent authority of the country or region

\*State/Province/Territory \*Street address of manufacturing facility

\*Annual capacity of actual production/processing (tons/year) \*Legal representative - Name

\*Contact person - Name \*Contact person - Telephone number \*Contact person - E-Mail address

Figure: Enterprise basic information on the change interface 1

Application for modification other Spirits and Edible alcohol

Annual capacity of actual production/processing (tons/year)

\*Legal representative - name

\*Contact person - Name \*Contact person - telephone number \*Contact person - E-Mail address

Contact person within China Contact person within China phone number Contact person within China-email address

\*Production type  
 Production  Processing  Storage

Number of storage facilities(unit) Capacity of storage facilities (cubic meters)

Whether relevant system certifications have been obtained?  
 Yes  No

\*Name of the Food Safety Management System  
 HACCP  GMP  ISO  FSQC  SQF  GIP  IFS  BRCGS  Others

\*Other name of the Food Safety Management System

Production facilities of reconstruction and extension

Documents of the Food Safety Management System Upload attachments

Remarks

\*Production Licensed issued by the competent food safety authority in the country/region or origin Upload attachments

Previous page Next page

Figure: Enterprise basic information on the change interface 2

### 5.3 Application for cancellation

Enterprises that have obtained the registration number in China can initiate cancellation of the approved registration application. (Cancellation cannot be initiated in the status of import suspension, reexamination and rectification)

Log in to the overseas account system, click "enterprise cancellation" on the left menu, and query the registration application for cancellation by product category.

**Tips:** If the enterprise has an in-transit application for modification at this time, it can also initiate cancellation.

(I) When the application for cancellation is approved, if the in-transit application for modification is at the competent authority, the competent authority can only return it (the enterprise cannot edit it). If it is at the Customs, the result of Customs modification approval will only affect the content of the application for modification, but will not affect the result of cancellation approval. That is, the result of approval for modification can only affect whether the data of the product application for modification will be updated, but will not affect the cancelled status of the product's qualification to be exported to China.

(II) When the application for cancellation is not approved, the in-transit application for modification will not be affected and subsequent business can be continued.

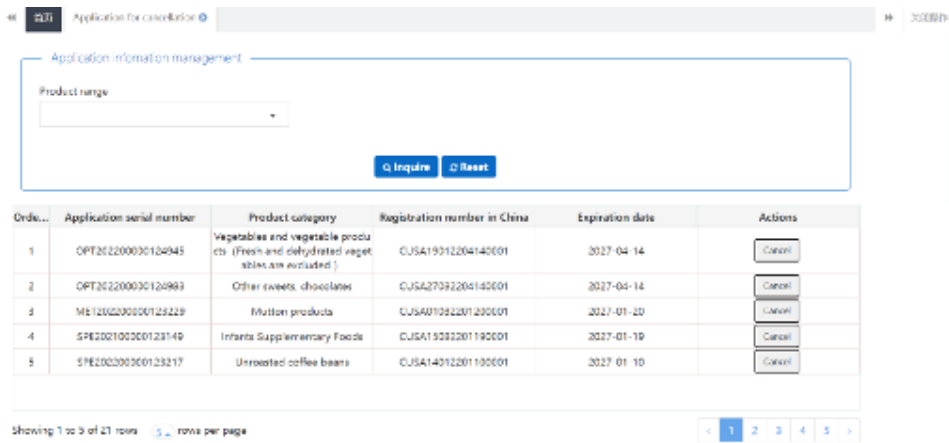


Figure: Query of Application for Cancellation

Click on the [Cancel] button to enter the cancellation page. Select the competent authority of the country (region) and fill in the reasons for cancellation.

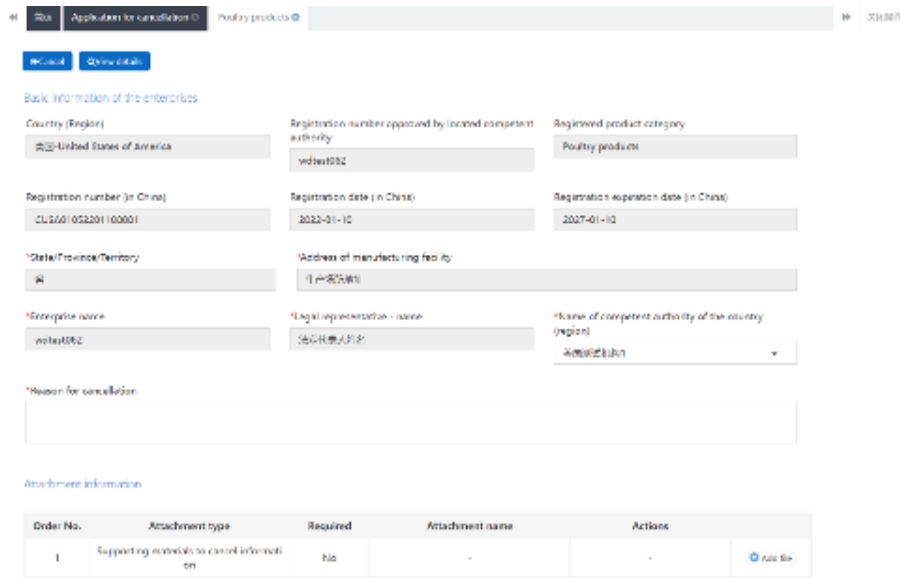


Figure: Interface of Application for Cancellation

After filling in, click [View Details], and the system will display the registration application information of the product. Click [Return] to return to the details page interface. After confirmation, return to the cancellation page and click [Cancel], the system will automatically submit the application for cancellation to the corresponding competent authority or the GACC according to different product categories;

### **5.3.1 Cancellation of registration recommended by the competent authority of the country (region):**

#### **5.3.1.1 Introduction to process for cancellation (taking mutton as an example)**

Process for cancellation:

##### 1. General approval process

Enter the cancellation information → Submit to the competent authority → Competent authorities submit the application for cancellation to the GACC → the GACC approval granted

##### 2. Process of return by the competent authority

Enter the cancellation information → Submit to the competent authority → GACC returns the application (the reasons for the rejection can be found through the “Institution receipt” in the “Integrated query” - “Application form query”; re-select the approved registration on the “Application for cancellation” page to apply for new cancellation.)

##### 3. GACC approval not granted

Enter the cancellation information → Submit to the competent authority → Competent authorities submit the information to GACC → GACC approval not granted (the reasons for the rejection can be found through the “Institution receipt” in the “Integrated query” - “Application form query”; re-select the approved registration on the “Application for cancellation” page to apply for new cancellation.)

**Tips:** For applications rejected by the competent authority, it is not possible to make changes to the original application and submit it again. However, it is allowed to resubmit a new application for cancellation.

Main functions:

1. Cancel: Click on the [Cancel] button to submit the data of application for cancellation to the competent authority for review. Data that has been submitted to the competent authority can no longer be edited.
2. View the details: Click on the [View Details] button, the details page will display the registration application information of the product.

"Preview" and "Return" functions here are consistent with the functions that exist on the "Application for registration" page.

### **5.3.1.2 Entry Instructions**

Enter the “cancellation entry” interface, most of the main field’s contents displayed are from the approved registration. Required fields are marked with an asterisk \* in the interface. Except for three fields (“Name of competent authority of the country (region)”, “Reasons for cancellation” and “Cancellation-related attachment information”), other fields and the fields on the [View Details] page are not allowed to be modified. The relevant fields are described below.

The screenshot shows a web interface for 'Application for cancellation' for 'Mutton products'. It features a top navigation bar with '应用' (Application) and 'Mutton products'. Below are two buttons: 'Cancel' and 'View details'. The main form is titled 'Basic information of the enterprises' and contains several input fields and a dropdown menu. At the bottom, there is an 'Attachment information' table with one row and an 'Add File' button.

Order No.	Attachment type	Required	Attachment name	Actions
1	Supporting materials to cancel information	No	-	<a href="#">Add File</a>

Figure Interface 1 of Enterprise Cancellation

- Name of competent authority of the country (region): required. The authorities with jurisdiction over the qualification of such products in the country (region) where the enterprise is currently located will be listed here. When there are multiple management authorities in the drop-down menu, please confirm with the local competent authority before selecting.
- Reasons for cancellation: required. Specify reasons for cancellation.
- Cancellation-related attachment information: optional field. Click on [Add File] in the list, the file selection interface will pop up, then select a file as required. Multiple attachments can be added.

Application for cancellation

Basic information of the enterprise

Country (Region): United States of America

Registration number approved by licensed competent authority: wd8rd330

Registered product category: Multispectrum

Registration number (in China): CUS947032201200001

Registration date (in China): 2022-01-20

Registration expiration date (in China): 2027-01-20

\*State/Province/Territory: H

\*Address of manufacturing facility: 1234

\*Enterprise name: wd8rd330

\*Legal representative name: 123456789

\*Name of competent authority of the country/region: 20892791

\*Reason for cancellation:

Attachment information

Order No.	Attachment type	Required	Attachment name	Actions
1	Supporting materials for cancellation information	No	2.jpg	Delete Download
2			1.jpg	Delete Download

Figure Interface 2 of Enterprise Cancellation

## 5.3.2 Application for cancellation of enterprise self-registration application

### 5.3.2.1 Introduction to process for cancellation (taking candy as an example)

Process for cancellation:

#### 1. General approval process

Enter the cancellation information → Cancel (submit to the GACC) → the GACC approval granted

#### 2. Submission returned by Customs

Enter the cancellation information → Cancel (submit to the GACC) → GACC approval not granted (the reasons for the rejection can be found through the “Customs receipt” in the “Integrated query” - “Application form query”). You need to re-select the approved registration application from the cancellation application page to initiate a new cancellation.)

**Tips:** For applications rejected by the GACC, it is not possible to make changes to the original application and submit it again. However, it is allowed to resubmit a new application for cancellation.

Main functions:

1. Cancel: Click on the [Cancel] button to submit the data of application for cancellation to the GACC for review. Data that has been submitted can no longer be edited.
2. View the details: Click on the [View Details] button, the details page will display the registration application information of the product.

"Preview" and "Return" functions here are consistent with the functions that exist on the "Application for registration" page.

### **5.3.2.2 Entry Instructions**

Enter the “cancellation entry” interface, most of the main field’s contents displayed are from the approved registration. Required fields are marked with an asterisk \* in the interface. Except for two fields (“Reasons for cancellation” and “Cancellation-related attachment information”), other fields and the fields on the [View Details] page are not allowed to be modified. The relevant fields are described below.

Figure Interface 1 of Enterprise Cancellation

- Reasons for cancellation: required. Specify reasons for cancellation.
- Cancellation-related attachment information: optional field. Click on [Add File] in the list, the file selection interface will pop up, then select a file as required. Multiple attachments can be added.

Figure Interface 2 of Enterprise Cancellation

## 5.4 Application for extension

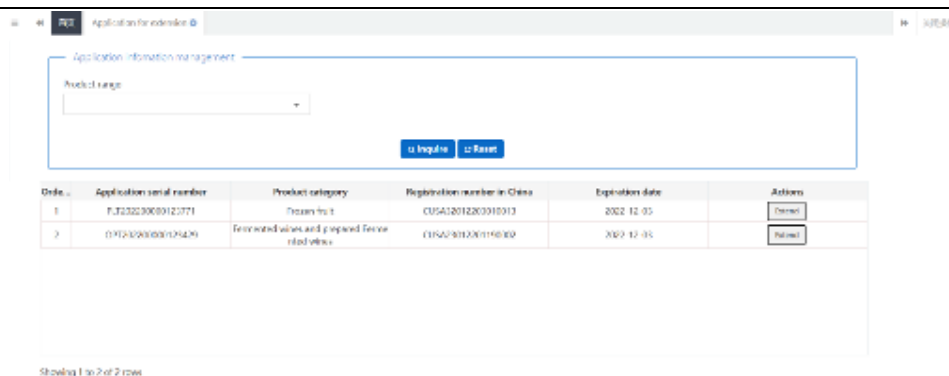
Enterprises that have obtained the registration number in China, under normal registration status and within the remaining time of registration validity period of 3-6

months, can initiate the application for extension registration. After the extension application is approved, the registration validity period will be extended for 5 years on the basis of the original registration validity period.

Six months before the expiration of the enterprise qualification, the system will automatically display a pop-up window to remind the enterprise every time the enterprise enter the interface. The prompt content is: “Your registration number in China: xxxxxxxxxx; valid until (MM/DD/YYYY), and the deadline for submission of the extension application is (MM/DD/YYYY) (if there are multiple pieces of data that need to be extended, list them one by one), please submit the extension application in time as required. If you have submitted a extension application already, please ignore this prompt!” Enterprises and competent authorities can click “confirm” to close the pop-up window and perform other operations normally. This prompt will no longer pop up after the enterprise submits a extension application.

Log in to the overseas account system, click "Enterprise extension" on the left menu, and query the registration application for extension by product category.

**Tips:** If there are unfinished procedures of extension, cancellation and revocation, extension is not allowed. If the GACC has initiated the revocation procedure, when the enterprise initiates the extension application, the GACC will handle it as a refund.



The screenshot shows a web interface for 'Application information management'. At the top, there is a search bar labeled 'Product range' with a dropdown arrow. Below the search bar are two buttons: 'Apply' and 'Reset'. Below the search area is a table with the following columns: 'Order', 'Application serial number', 'Product category', 'Registration number in China', 'Expiration date', and 'Actions'. The table contains two rows of data.

Order	Application serial number	Product category	Registration number in China	Expiration date	Actions
1	FJ23223000123771	Trucks (to 3)	CUSG2012203910313	2022-12-05	Cancel
2	0312320000135420	Forward sales and repaired foreign related vehicles	CFNS2012001190100	2022-12-05	Cancel

Showing 1 to 2 of 2 rows

Figure Continuation Application Query

Click the [Extension] button to enter the extension application page. Select the competent authority of the country (region) where you are located, and upload the attachment of the "Enterprise extension application statement".

Application for extension | Infant formula milk products

Basic information of the enterprises

Country (Region): United States of America

Registration number approved by local competent authority: wdtest077\_org\_no

Registered product category: Infant formula milk products

Registration number (in China): CUSA1/012/01180002

Registration date (in China): 2022-01-18

Registration expiration date (in China): 2027-01-18

\*State/Province/Territory: 州/省/市/地

\*Address of manufacturing facility: 生产场所地址

\*Enterprise name: wdtest077/enterprise

\*Legal representative - name: 法定代表人姓名

\*Name of competent authority of the country (region):

\*Please download the Declaration for the extension of registration of manufacturer, and sign as required/upload scanned copy

Attachment information

Order No.	Attachment type	Required	Attachment name	Actions
1	Supporting materials to continue information	No	-	-
2	Statement of enterprise continue application	Yes	-	-

Figure Continuation Application Interface

After filling in, click [View Details], and the system will display the registration application information of the product. Click [Return] to return to the details page interface. After confirmation, return to the extension page and click [Extension], the system will automatically submit the application for extension to the corresponding competent authority or the GACC according to different product categories;

#### 5.4.1 Registration extension recommended by the competent authority of the country (region):

##### 5.4.1.1 Continuation procedure introduction (taking infant supplementary food as an example)

Continuation procedure:

### 1. General approval process

Enter the extension information → Submit to the competent authority → Competent authorities submit the application for extension to the GACC → the GACC approves the application

### 2. Process of return by the competent authority

Enter the extension information → Submit to the competent authority → GACC returns the application (the reasons for the rejection can be found through the "Institution's receipt" in the "Integrated query" - "Application form query"; re-select the approved registration on the "Application for extension" page to apply for new extension.)

### 3. GACC approval not granted

Enter the extension information → Submit to the competent authority → Competent authorities submit the information to GACC → GACC approval not granted (the reasons for the rejection can be found through the "Institution's receipt" in the "Integrated query" - "Application form query"; re-select the approved registration on the "Application for extension" page to apply for new extension.)

**Tips:** For applications rejected by the competent authority, it is not possible to make changes to the original application and submit it again. However, it is allowed to resubmit a new application for extension.

Main functions:

1. Extension: Click on the [Extension] button to submit the data of application for extension to the competent authority for review. Data that has been submitted to the competent authority can no longer be edited.

2. View the details: Click on the [View Details] button, the details page will display the registration application information of the product.

"Preview" and "Return" functions here are consistent with the functions that exist on the "Application for registration" page.

### 5.4.1.2 Entry Instructions

Enter the "Continuation entry" interface, most of the main field's contents displayed are from the approved registration. Required fields are marked with an asterisk \* in the interface. Except for "the name of the competent authority in the country (region)", other fields and the fields on the [View Details] page are not allowed to be modified. The relevant fields are described below.

The screenshot shows a web interface for 'Application for extension' for 'Infant formula milk products'. The page is titled 'Application for extension' and has a breadcrumb trail 'Home > Application for extension > Infant formula milk products'. There are two buttons: 'Return' and 'View Details'. The main content is divided into two sections: 'Basic information of the enterprise' and 'Attachment information'.

**Basic information of the enterprise:**

Country (Region) United States of America	Regulation number approved by located competent authority inflev072_eng_no	Registered product category Infant formula milk products
Registration number (in China) CUSA1701220100002	Registration date (in China) 2022-01-18	Approval on completion date (in China) 2022-01-18
*Name of enterprise 普尔达美斯	*Address of manufacturing facility T1111111111	
*Enterprise name inflev072 enterprise	*Legal representative name T1111111111	*Name of competent authority of the country (region) 美国食品药品监督管理局

\*Please download the [Packaging for the extension of registration of manufacturers](#) and sign as required upload scanned copy.

**Attachment information:**

Order No.	Attachment type	Required	Attachment name	Actions
1	Supporting materials to continue information	No	3.jpg	Delete Download Add More
2	Supporting materials to continue information	No	4.jpg	Delete Download Add More
3	Statement of enterprise website application	Yes	1.jpg	Delete Download Add More

Figure Enterprise Extension Interface 1

- Name of competent authority of the country (region): required. The authorities with jurisdiction over the qualification of such products in the country (region) where the enterprise is currently located will be listed here. When there are multiple management authorities in the drop-down menu, please confirm with the local competent authority before selecting.
- "Extension application statement" attachment: required, with template.
- "Other attachments" attachment: optional transmission, no template and specific requirements, supporting enterprises to upload supporting materials and related documents related to extension applications. Multiple attachments can be added.

## **5.4.2 Application for extension of enterprise self-registration application**

### **5.4.2.1 Introduction to process for extension (Fermented wines and prepared Fermented wines as an example)**

Continuation procedure:

#### 1. General approval process

Enter the extension information → Submit the extension (submit to the GACC) → the GACC approval granted

#### 2. Submission returned by Customs

Enter the extension information → Submit the extension (submit to the GACC) → GACC approval not granted (the reasons for the rejection can be found through the "Customs receipt" in the "Integrated query" - "Application form query"). You need to

re-select the approved registration application from the extension application page to initiate a new extension.)

**Tips:** For applications rejected by the GACC, it is not possible to make changes to the original application and submit it again. However, it is allowed to resubmit a new application for extension.

Main functions:

1. Extension: Click on the [Extension] to submit the data of application for extension to the GACC for review. Data that has been submitted can no longer be edited.
2. View the details: Click on the [View Details] button, the details page will display the registration application information of the product.

"Preview" and "Return" functions here are consistent with the functions that exist on the "Application for registration" page.

#### **5.4.2.2 Entry Instructions**

Enter the "Continuation entry" interface, most of the main field's contents displayed are from the approved registration. Required fields are marked with an asterisk \* in the interface. All fields and the fields on the [View Details] page are not allowed to be modified. The relevant fields are described below.

The screenshot displays a web interface for enterprise extension. At the top, there are navigation tabs for 'Application for extension' and 'Fermented wines and prepared Fermented wines'. Below this, there are buttons for 'Cancel' and 'Go back to application'. The main section is titled 'Basic information of the enterprises' and contains several input fields:

- Country/Region: United States of America
- Registration number approved by local competent authority: wshw07E.org.cn
- Registered product category: Fermented wines and prepared Fermented wines
- Registration number (in China): CUSA233-2001190002
- Registration date (in China): 2022-01-18
- Registration expiration date (in China): 2022-04-19
- State/Province/Territory: 浙江省 (中国) 注册地(中国)浙江省绍兴市 (中国) 注册地
- Address of manufacturing facility: [Placeholder text]
- Enterprise name: wshw07E.org.cn
- Legal representative name: [Placeholder text]

Below the form, there is a note: 'Please download the Declaration for the extension of registration of manufacturer, and sign as required upload scanned copy'. At the bottom, there is an 'Attachment information' table:

Order No.	Attachment type	Required	Attachment name	Actions
1	Supporting materials to continue information	No	3.jpg	Delete Download Add file
2	Statement of enterprise continue application	Yes	2.jpg	Delete Download Add file
3			1.jpg	Delete Download Add file

Figure Enterprise Extension Interface 1

- "Extension application statement" attachment: required, with template.
- "Other attachments" attachment: optional transmission, no template and specific requirements, supporting enterprises to upload supporting materials and related documents related to extension applications. Multiple attachments can be added.

## 5.5 Notification

This function enables enterprises to query the notification information initiated by the GACC, including import suspension notification, import resumption notification, revocation notification and cancellation notification. The enterprises that receive the notification will have an impact on the registration number of the products involved in the notification in China.

Notice of announcement, Users within a certain range of conditions (including all overseas users, all overseas enterprise users, all overseas competent authorities, and users of products that have been registered by enterprises in specific countries (regions)). Announcement-type notifications that can be received.

Suspension of import, the corresponding registration number in China will be suspended, and the corresponding goods will not be cleared through Customs. The corresponding registration application cannot be canceled.

Resumption of import, the corresponding registration number in China will return to normal, and the corresponding registration application can be changed, continued and canceled.

Revoked, if the registration number of the corresponding product in China is invalid, the enterprise must apply for registration again.

Canceled, if the registration number of the corresponding product in China is invalid, the enterprise must apply for registration again.

Click the menu "Notification" on the left to enter the notification page. (See the figure below)

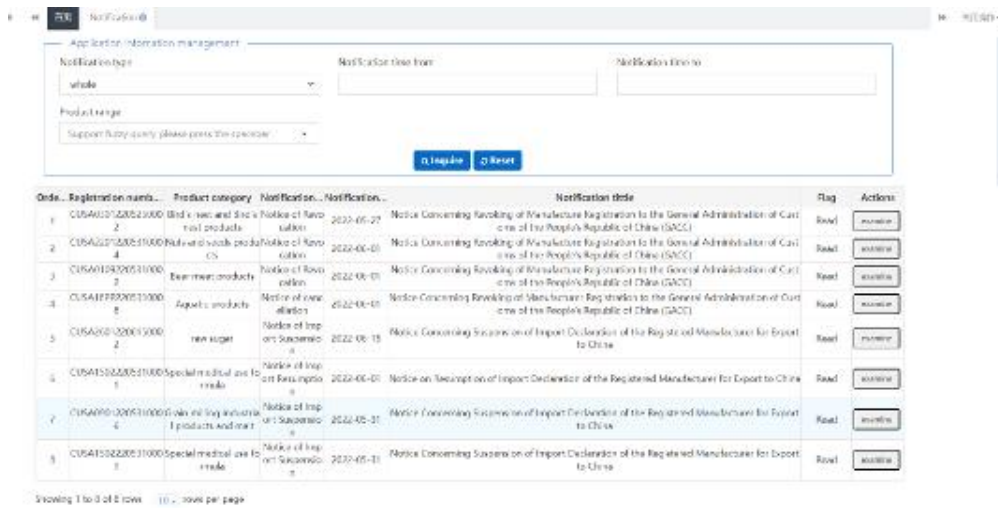


Figure Notification Page

### Operation Flow:

1. Select the query criteria and click [Inquire] to list the query results according to the query criteria.

2. If you do not click [View] to open the notification of details, the column “Read or Not” will be displayed. Click on [View] to display “Read”.

2. Click on [View] in the data operation column to open the notification and display details. Details are divided into enterprise basic information and notification content.

(See the figure below)

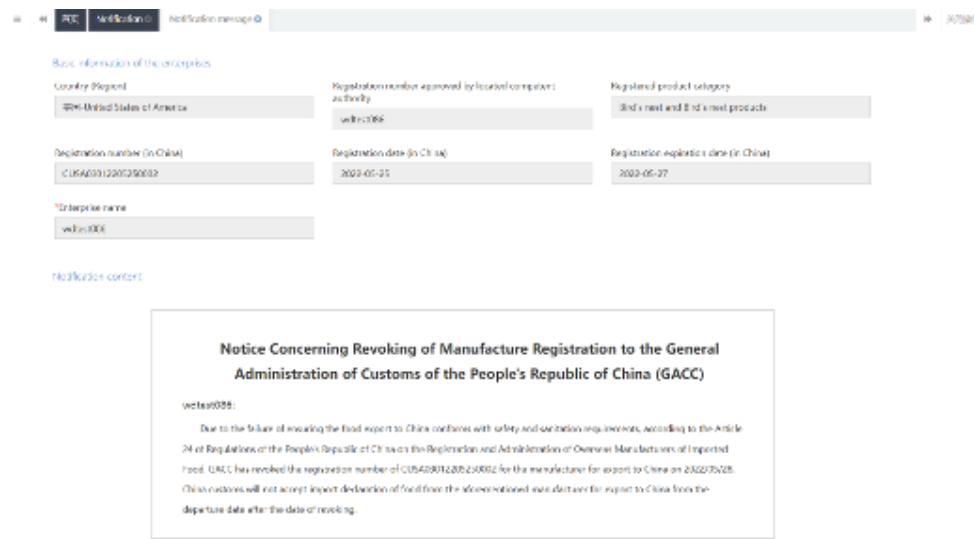


Figure: Notification details

## 5.6 Rectification

The rectification process can only be initiated by China Customs. The enterprise is required to cooperate and submit relevant materials for rectification. The rectification registered by the enterprise is only for one registration number in China under the name of the enterprise, but not for the whole enterprise. If the competent authorities and enterprises fail to finish rectification within the prescribed time limit, the rectification shall be deemed to be unqualified.

The status of enterprise registration is changed from “Normal” to “Import Suspended”, click “Integrated Query” on the right, and click Enterprise Registration Query to view the enterprise registration status.

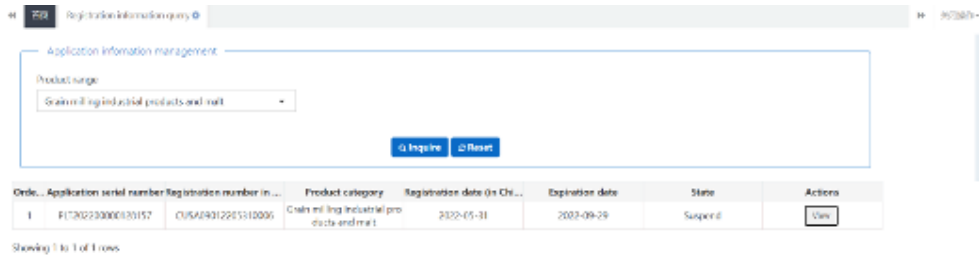


Figure: Enterprise registration information query

Click the “Rectification” menu on the left to view the rectification information registered by the enterprise.

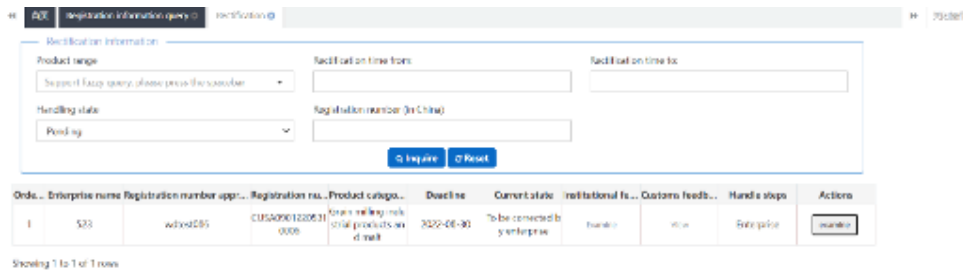


Figure: Rectification query

Click the Rectification List Information [View] button to jump to the Rectification Details page. When the processing is still being performed by the enterprise and the rectification process is not completed, the enterprise can operate the rectification information. Otherwise, the enterprise can only view the rectification information.

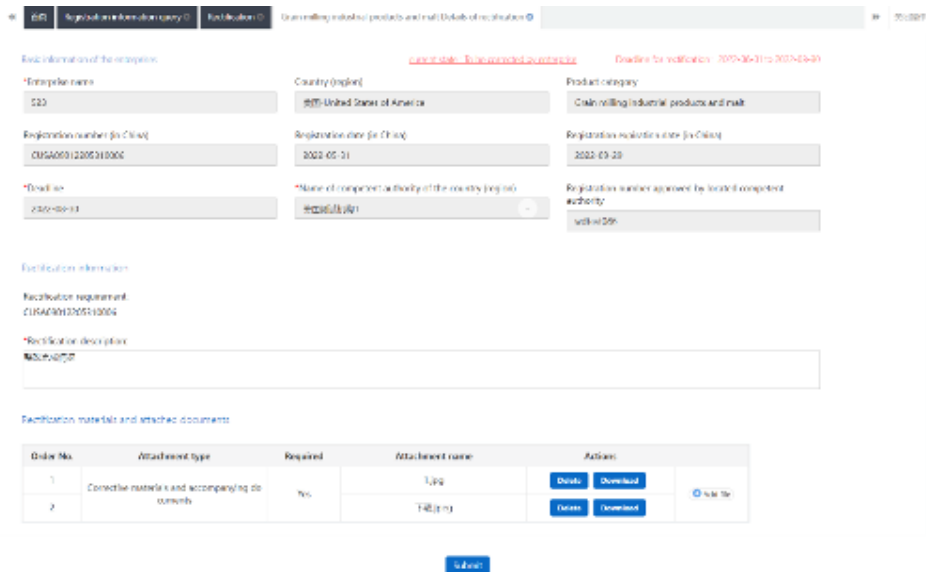


Figure: Rectification details page

Click Submit. If the rectified product is a product recommended for registration by

the competent authority of the country (region), the enterprise shall submit the rectification materials to the competent authority. Then the competent authority shall implement review and inspection, and may modify the rectification materials submitted by the enterprise. If the materials submitted by the enterprise are deemed to meet the requirements, they shall be submitted to China Customs for review and approval. If the materials submitted by the enterprise fail to meet the requirements, they may be returned to the enterprise for supplementation and correction. The enterprise shall be allowed to submit the rectification materials to the competent authority after supplementation and correction. If it does not need to get the rectified product registered as recommended by the competent authority of the country (region), it shall be directly submitted to Customs for approval.

When the rectification is accepted, China Customs will restore the import process. If the rectification fails, China Customs initiates the process of canceling the enterprise registration.

Order	Enterprise name	Registration number	app...	Registration no...	Product category	Deadline	Current state	Institutional fe...	Customs feed...	Handle steps	Actions
1	ctb	wfba227		CUSA33112005110004	Label paper	2022-06-29	Approved	None	View	China customs	cancel
2	wfba1387.e2	wfba4587		CUSA33112005110001	functional block	2022-06-29	Refused by the GACC	None	View	China customs	cancel
3	wfba1087	wfba1027		CUSA33112005110003	Nuts and seeds products	2022-06-30	Approved	None	View	China customs	cancel

Figure: Rectification approved/unapproved

## 5.7 Reexamination

The reexamination process is initiated by China Customs and is divided into two situations. In one situation, it requires that the enterprise shall cooperate and submit

certain materials to support the reexamination. In the other situation, the enterprise is reexamined but does not need to cooperate with the submission of any materials. The reexamination process of enterprise registration is only for products registered in China under the name of the enterprise, but not for the whole enterprise. If the competent authority and enterprise fail to complete the reexamination process within the specified time limit, the reexamination shall be deemed as unqualified. There is no need for the enterprise to submit the reexamination notice of the materials, and China Customs will not set a time limit.

Click the “Reexamination” menu on the left to view the reexamination information of enterprise registration. The reexamination information of status to be processed is queried by default.

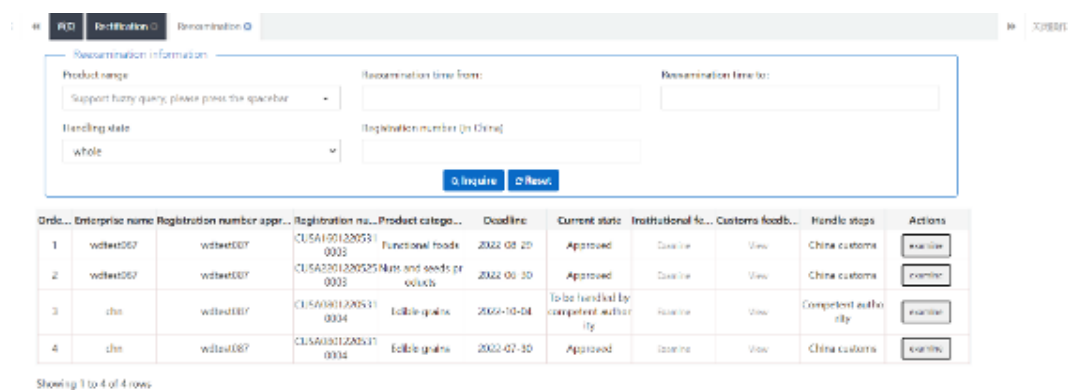


Figure: Reexamination

Click the Reexamination List Information [View] button to jump to the Reexamination Details page. When the processing is still being performed by the enterprise and the reexamination process is not completed, the enterprise can operate the reexamination information. Otherwise, the enterprise can only view the reexamination information.

Public grain Details of reexamination

Basic information of the enterprise

Enterprise name: chin Country (region): USA United States of America Product category: 0808 grains

Registration number (in China): 016A08012091310004 Registration date (in China): 2022-06-31 Registration expiration date (in China): 2027-05-29

Deadline: 2022-05-04 Name of competent authority of the country (region): 中国海关 Registration number approved by local competent authority: 016A0801

Reexamination information

Reexamination requirement: 445R

Reexamination description:

Reexamination material and attached documents

Order No.	Attachment type	Required	Attachment name	Actions
1	Review materials and accompanying documents	Yes		Submit

Submit

Figure: Reexamination details page

Click Submit. If the reexamined product is a product recommended for registration by the competent authority of the country (region), the enterprise shall submit the reexamination materials to the competent authority. Then the competent authority shall implement review and inspection, and may modify the reexamination materials submitted by the enterprise. If the materials submitted by the enterprise are deemed to meet the requirements, they shall be submitted to China Customs for review and approval. If the materials submitted by the enterprise fail to meet the requirements, they may be returned to the enterprise for supplementation and correction. The enterprise shall be allowed to submit the reexamination materials to the competent authority after supplementation and correction. If it does not need to get the reexamined product registered as recommended by the competent authority of the country (region), it shall be directly submitted to Customs for approval.

After the product has passed review and approval, China Customs will issue an approval receipt to the enterprise and the competent authority. If the approval fails, the enterprise and the competent authority shall modify and delete the original

reexamination notice. Hereby, China Customs will initiate the cancellation process or the process of import suspension.

The screenshot shows a web interface for product reexamination. At the top, there are navigation tabs: 'RFR', 'Rectification', and 'Reexamination'. Below this is a search form titled 'Reexamination information'. The form contains several input fields: 'Product range' (with a dropdown menu and a note 'Support fuzzy query, please press the spacebar'), 'Reexamination time from:', 'Reexamination time to:', 'Handling state' (with a dropdown menu set to 'Completed'), and 'Registration number (in China)'. There are two buttons: 'Inquire' and 'Reset'. Below the form is a table with the following data:

Order...	Enterprise name	Registration number	Registration nu...	Product catego...	Deadline	Current state	Institutional fe...	Customs feedb...	Handle steps	Actions
1	wdtest067	wdtest067	CUSA10012205310003	Functional foods	2022-05-29	Approved	Examine	View	China customs	Examine
2	wdtest067	wdtest067	CUSA20012205250003	Nuts and seeds pr oducts	2022-05-30	Approved	Examine	View	China customs	Examine
3	chn	wdtest067	CUSA08012205310004	Edible grains	2022-07-30	Approved	Examine	View	China customs	Examine

Showing 1 to 3 of 3 rows

Figure: Product Reexamination Approved/Failed

## 5.8 Integrated Query

### 5.8.1 Application Form Query

The system provides the query of various application forms. Overseas enterprise users can enter query criteria to query the applications they submitted, including application information, recommendation information of competent authorities, and review information by GACC.

For the applications that have been temporarily saved or have not successfully submitted or completed the supplementation and correction, click [View] to enter the page of application details for editing.

For the application form reviewed by the Customs or the competent authority, click [View] in the column of Customs Receipt or the Institution's Receipt column to query the specific contents of the receipt.

Click "Integrated Query - Application Form Query" on the left to expand the service menu. (See the figure below)

Ord. No.	Application serial number	Registration number	Application time	Product category	Application type	Application status	Customs feedback	institutional fee	Handle steps	Actions
11	2002000000000255	CUSA22012005250	2022-05-31 15:50	Nuts and seeds products	Continuation application	Approved	View	View	China customs	View
12	2002000000000255	CUSA22012005250	2022-05-31 15:14	Nuts and seeds products	Continuation application	Refused by the GACC	View	View	Enterprise	View
13	2100000000000255	CUSA22012005250	2022-05-31 14:00	Nuts and seeds products	Design application	Approved	View	View	China customs	View
14	2100000000000255	CUSA22012005250	2022-05-25 16:03	Nuts and seeds products	Registration application	Approved	View	View	China customs	View
15	2002000000000256	CUSA17012005310	2022-06-20 11:02	Infant formula milk products	Cancellation application	Submitted to authorities	View	View	Competent authority	View

Figure: Application form query

## Operation Flow:

1. Select the query criteria and click [Inquire] to list the query results according to the query criteria.

2. Click on [View] in the data operation column to open the application form for details. The application progress can be viewed in the upper right corner of this page.

According to different status of the application form, there are the following circumstances:

(1) For applications that have been temporarily saved (to be submitted by the enterprise) or are subject to supplementation and correction (to be submitted by the enterprise), the application forms can be edited, modified and declared. *For canceled and renewed application forms, they will be returned without supplementation and correction. You cannot view the details after the review materials are returned.*

(2) If the application of a product that the enterprise can apply to register with GACC by itself is in the state of “Failed to deliver to Customs” or “Failed to enter Customs database”, the application forms can be edited and modified, and re-declared (see the appendix at the end of this document for detailed explanation). If the registration application of the product recommended by the competent authority to GACC is in

the state of “Failed to deliver to Customs” or “Failed to enter Customs database”, the application forms cannot be modified or declared.

The screenshot shows a web application interface for enterprise registration. At the top, there are navigation tabs: 'Application for inquiry', 'Application for registration', and 'Others'. Below this, there are four main sections: 'Basic information', 'Product-related information', 'Check list and comment', and 'Attachment information'. The 'Basic information' section is active and contains a form with the following fields:

- Country (Region): United States of America
- Registration number approved by local competent authority: 45204237
- Name of the registration approval/competent authority: [Empty]
- Registration number (in China): [Empty]
- Registered on date (in China): [Empty]
- Registration expiration date (in China): [Empty]
- Name of competent authority of the country (region): [Empty]
- Plant establishment time: [Empty]
- Enterprise name: ndsw201
- State/province/territory: [Empty]
- Address of manufacturing facility: [Empty]
- Legal representative - name: [Empty]
- Legal representative - position: [Empty]
- Contact person - name: [Empty]
- Contact person - phone number: [Empty]
- Contact person - Email: [Empty]
- Date of reconstruction and expansion: [Empty]
- Description of reconstruction and expansion: [Empty]

A red error message at the top right of the form reads: 'current state - Enterprise temporarily saved'.

Figure: Enterprise basic information (temporarily saved)

(3) Application forms submitted to the competent authority already, submitted to Customs already (through recommendation), returned (recommendation rejected), sent to the GACC successfully, entered Customs database successfully, unapproved/approved/already accepted/unaccepted/revoked/suspended/subject to rectification are not allowed to be edited, modified and declared.

The screenshot displays a web application interface for 'Infants Supplementary Foods'. At the top, there are navigation tabs: 'Basic information', 'Production-related information', 'Check list and statement', and 'Attachment Information'. A red status message indicates 'current state: Submit to authorities'. Below this, the 'Basic information of the enterprises' section contains several input fields:

- \*Country (Region): 美国-United States of America
- \*Registration number approved by located competent authority: wdtest076.org.no
- Name of the registration approval competent authority: Indkjfhakjdsfhfjhasjfdslakjfkldasjfklsajdfio
- Registration number (in China): CUSA15092201200002
- Registration date (in China): 2022-01-20
- Registration expiration date (in China): 2027-06-19
- \*Name of competent authority of the country (region): 美国FDA
- \*Plant establishment time: 2022-01-01
- \*Enterprise name: wdtest076.amirprise
- \*State/Province/Territory: xingminggongminggongminggongminggongm
- \*Address of manufacturing facility: 工厂
- \*Legal representative - name: 2151321123132132123215132112313213
- \*Legal representative - position: Indkjfhakjdsfhfjhasjfdslakjfkldasjfklsajdfio
- \*Contact person - name: xingminggongminggongminggongminggongm
- \*Contact person - position: Indkjfhakjdsfhfjhasjfdslakjfkldasjfklsajdfio
- \*Contact person - phone number: 13502222313121
- \*Contact person - E-mail: Indkjfhakjdsfhfjhasjfdslakjfkldasjfklsajdfio

Figure : Enterprise application interface (status of submitting to the competent authority)

**Tips:**

- 1、 If the competent authority is processing the data submitted by the enterprise, the enterprise is not allowed to edit, modify or submit the application.
- 2、 If the registration of such products is restricted in the country (region), when you query the details of the relevant product application form, you will be prompted that "This product category cannot be registered in your country (region)."

**5.8.2 Registration Information Query**

This function can be used to query the registration qualification of products that have been exported to China for enterprises.

Query results can be filtered according to product category criteria. See the figure below

Registration information query

Application information management

Product range

Inquire Reset

Order...	Application serial number	Registration number in ...	Product category	Registration date (in CH...	Expiration date	Status	Actions
1	MP110900000110141	USA10012205110001	Processed foods	2022-05-31	2025-05-31	Revoked	<a href="#">View</a>
2	MP120000000110108	USA10012205110002	Food products	2022-05-31	2025-05-31	Revoked	<a href="#">View</a>
3	MLK202200000120145	USA17012205310013	Infant formula milk products	2022-05-31	2027-05-31	Suspend	<a href="#">View</a>
4	PEI10200000010141	USA10012205110004	Edible grains	2022-05-31	2027-05-31	Valid	<a href="#">View</a>
5	AQUA02000001027757	USA18052005250011	Aquatic products	2022-05-25	2029-05-31	Cancelled	<a href="#">View</a>
6	OFT202200000127761	USA22012205250003	Nuts and seeds products	2022-05-25	2027-05-25	Suspend	<a href="#">View</a>
7	DN202200000127759	USA17022205250029	Pasteurized milk and other milk products	2022-05-25	2022-05-31	Cancelled	<a href="#">View</a>

Showing 1 to 7 of 7 rows. 10 rows per page

Figure: Registration information query

Status column shows the latest status of registration information of current products imported to China:

Effective: The registration number applied for registration of this product in China is normal and can be traded normally.

Revoked: if the registration number of the corresponding product in China is invalid, the enterprise must apply for registration again.

Canceled: if the registration number of the corresponding product in China is invalid, the enterprise must apply for registration again.

Suspension of import: The corresponding registration number in China will be suspended, and the corresponding goods will not be cleared through Customs. The corresponding registration application cannot be changed, continued or canceled.

Click [View] to view the corresponding product registration application. The status displayed in the upper right corner is the status of the application form, not the status of the current product registration number in China. Whether the qualification is valid is subject to the status in the list query.

Registration information query

Basic information of the enterprises

Country (Region): United States of America

Registration number approved by local competent authority: wshw007

Enterprise name: wshw007

Registration number (in China): CUSA18CS2205250011

Registration date (in China): 2022-05-25

Registration expiration date (in China): 2027-05-25

Name of the registration approval competent authority: 所在国家 (地区) 注册管理机构名称

Name of competent authority of the country (region): 美国农业部

Contact person - name: Contact person - name

Contact person - phone number: + 12312000000

Contact person - E-mail: 6000@qq.com

Legal representative - name: Legal person - name

State/Province/Territory: 州/省/地区

Address of manufacturing facility: 生产地址

Production type: Processing enterprise, FV (Fishing vessel for commercially catching or harvesting fish and/or other aquatic resources), IV (Fishing vessel for transporting fish and/or other aquatic resources), FV (Fishing and processing vessel), CS (Independent cold storage)

Ice-making capacity (tons/day): 12

Refrigeration (0-4°C) capacity (cubic metres): 23.33333

Freezing (-10°C) capacity (cubic metres): 22343.2222

Plant establishment time: 2022-05-01

Date of reconstruction and expansion:

Current state: Cancelled

Figure: Record details of registration information query

## 5.9 Product Category Query

In this module, product categories can be searched by entering HS code or product name. It can be made unconditionally, or by setting one condition or two conditions at the same time. The results are displayed in a list and the number of results displayed on a single page can be customized.

Query: click [Inquire] to query according to query conditions. Query conditions support keyword fuzzy query.

Reset: click [Reset] to clear query conditions.

Product type query

Screening conditions

HS code: [ ] Product name: [ ] CIQ code: [ ]

[Inquire] [Reset]

\* If the HS/CIQ code of relevant product is not found, your product does not need to apply for overseas enterprise registration in this system at present.

Order	HS code	Product name	CIQ code	CIQ name	Product range	Product category	Officially	Remarks
1	0201100010	鲜冻及干冻块状分割牛肉(含骨)	102	鲜冻及干冻块状分割牛肉(含骨)	肉/肉制品	Beef products	Yes	
2	0201100010	鲜冻及干冻块状分割牛肉(无骨)	101	鲜冻及干冻块状分割牛肉(无骨)	肉/肉制品	Beef products	Yes	
3	0201100090	其他鲜冻及干冻块状分割牛肉	101	其他鲜冻及干冻块状分割牛肉(含骨)	肉/肉制品	Beef products	Yes	
4	0201100090	其他鲜冻及干冻块状分割牛肉	102	其他鲜冻及干冻块状分割牛肉(无骨)	肉/肉制品	Beef products	Yes	
5	0401100090	其他鲜冻及干冻块状分割牛肉(无骨)	105	其他鲜冻及干冻块状分割牛肉(无骨)(含脂肪)	肉/肉制品	Beef products	Yes	-
6	0201200010	鲜冻碎牛肉(含骨)	101	鲜冻碎牛肉(含骨)(含脂肪)	肉/肉制品	Beef products	Yes	-
7	0201200010	鲜冻碎牛肉(含骨)	102	鲜冻碎牛肉(含骨)(无脂肪)	肉/肉制品	Beef products	Yes	-
8	0201200090	其他鲜冻碎牛肉(含骨)	102	其他鲜冻碎牛肉(含骨)(含脂肪)	肉/肉制品	Beef products	Yes	-
9	0201200090	其他鲜冻碎牛肉(含骨)	101	其他鲜冻碎牛肉(含骨)(无脂肪)	肉/肉制品	Beef products	Yes	-
10	0201200090	其他鲜冻碎牛肉(含骨)	105	其他鲜冻碎牛肉(含骨)(含脂肪)(无骨)	肉/肉制品	Beef products	Yes	-

Showing 1 to 10 of 5,139 rows | 10 rows per page

Figure: Product type query

## Appendix: System Status Description

<b>Status</b>	<b>Description</b>
<b>Temporarily saved by enterprise</b>	The application is temporarily saved at the enterprise end, which needs to be submitted to the competent authority of the country/region)/GACC
<b>Submitted to the competent authority</b>	The application has been submitted to the competent authority for review.
<b>Submitted to GACC</b>	<ol style="list-style-type: none"> <li>1. The competent authority has recommended the enterprise's application to GACC.</li> <li>2. The enterprise has submitted the application to GACC.</li> </ol>
<b>Temporarily saved by competent authority</b>	Application information is being processed by the competent authority of the country (region) which is temporarily kept at the competent authority and needs to be submitted to GACC.
<b>Recommendation rejected</b>	The competent authority of the country (region) rejects the application of the enterprise, and the enterprise cannot modify the application. If the enterprise needs to apply to GACC, a new application shall be filled in.
<b>Successfully sent to GACC</b>	System processing. Applications recommended by the competent authorities or submitted by enterprises are being sent to GACC.
<b>Processing failed</b>	An error or anomaly occurred in the processing of the application, and the competent authority or enterprise in the country (region) can submit the application again without filling in a new application.
<b>To be accepted (Entered Customs database successfully)</b>	System processing. The application has been received by GACC and will be reviewed.
<b>Accepted</b>	The application has been accepted by GACC and will be reviewed.
<b>Rejected by Customs</b>	GACC has rejected the application.
<b>Supplementation and correction by competent authority</b>	If the submitted application does not comply with the requirements of GACC, and the contents shall be modified or supplemented by the competent authority of the country (region), and the application shall be modified by the competent authority of the country (region) and submitted again. It does not need to fill in a new application.
<b>Supplementation and correction by enterprise</b>	If the submitted application does not comply with the requirements of the competent authority of the country (region) or GACC and it needs to modify or supplement the filled contents, the enterprise shall modify the application and submit it again. It does not need to fill in a new application.
<b>Unapproved</b>	GACC rejects the application recommended by the competent authority or submitted by the enterprise.

<b>Approved</b>	If the overseas manufacturer of imported food meets the requirements, GACC shall approve the registration application and grant Chinese registration number to the enterprise.
<b>Revoked</b>	GACC revokes the registration in China of the registered enterprise.
<b>Suspended</b>	GACC suspends the export of food products by the registered enterprise to China, until the registration requirements are met after rectifications.
<b>Rectification</b>	If a registered overseas manufacturer of imported food no longer conforms to the registration requirements, GACC shall request the manufacturer to rectify within a specified period and shall suspend imports from the manufacturer during this period. The manufacturer shall complete the rectification within the specified period and submit to GACC a written report and a written statement confirming it has conformed to the registration requirements.